

ภาคผนวก ง

เอกสารสอบเทียบเครื่องมือตรวจวัด

List of Instruments Certification for Air & Noise Quality Analysis

No.	Instrument/Equipment	Parameter	Manufacturer	Model/Serial No.	Calibrator	Certification No.	Date of Calibration	Due date of Calibration	Remark
Ambient									
1	Orifice Transfer Standard Calibrator	Total Suspended Particulate (TSP) Particulate Matter < 10 µm (PM ₁₀)	Andersen Instruments, Inc.	G25A 1901	Jiranatee Associates Co., Ltd.	COF-002-66	14 Jul 23	13 Jul 25	-
2	U-Tube Manometer	Total Suspended Particulate (TSP) Particulate Matter < 10 µm (PM ₁₀)	Dwyer	1221-36-W/M -	Technology Promotion Association (Thailand-Japan)	23P1401	9 May 23	8 May 24	-
3	Aneroid Barometer	Total Suspended Particulate (TSP) Particulate Matter < 10 µm (PM ₁₀)	Barigo, Germany	-	Technology Promotion Association (Thailand-Japan)	23P1859	2 Jun 23	1 Jun 24	-
4	Dial Thermo-Hygrometer	Total Suspended Particulate (TSP) Particulate Matter < 10 µm (PM ₁₀)	Barigo, Germany	-	Technology Promotion Association (Thailand-Japan)	23H1200	6 Jun 23	5 Jun 24	-
5	Nitrogen Dioxide Analyzer	Nitrogen Dioxide	Thermo Scientific	42i CM19050150	UAE Consultant Co.,Ltd.	01112023	1 Nov 23	31 Oct 24	-
6	Standard Gases (Mixture)	Nitrogen Dioxide	Airgas	EB0143262 2015PSIG	Airgas an Air Liquide company	E04NI99E15A01D3	21 Jun 21	21 Jun 24	-
7	Sulphur Dioxide Analyzer	Sulphur Dioxide	Thermo Scientific	43i 1201778115	UAE Consultant Co.,Ltd.	09112023	9 Nov 23	8 Nov 24	-
8	Standard Gases (Mixture)	Sulphur Dioxide	Airgas	EB0143262 2015PSIG	Airgas an Air Liquide company	E04NI99E15A01D3	21 Jun 21	21 Jun 24	-
9	Wind Speed/Wind Direction	WS/WD	Scarlet Tech Ltd.	WL-21 2205DT0113	Thai Meteorological Department	390/23	1 Nov 23	31 Oct 24	-
10	Sound Level Calibrator (Acoustic Calibrator)	Calibrate Sound Level Meter	01dB	CAL31 84065	Innovative Instrument Co.,Ltd.	23-ACT-115	4 Aug 23	3 Aug 24	-
11	Sound Level Meter	L _{Aeq} 24 hrs, L _{A90} , L _{Amax} , L _{Adn} ระดับเสียงรบกวน	Rion, Japan	NL-62 00130355	Sithiporn Associates Co., Ltd.	ACT23199	26 Jun 23	25 Jun 24	-
12	Sound Level Meter	L _{Aeq} 24 hrs, L _{A90} , L _{Amax} , L _{Adn} ระดับเสียงรบกวน	Rion, Japan	NL-62 00130356	Electrical and Electronics Institute	CP20230290EA	3 Aug 23	2 Aug 24	-
13	Sound Level Meter	L _{Aeq} 8 hrs, L _{Amax}	Rion, Japan	NL-62 00130357	Electrical and Electronics Institute	CP20230291EA	3 Aug 23	2 Aug 24	-

List of Instruments Certification for Air & Noise Quality Analysis

No.	Instrument/Equipment	Parameter	Manufacturer	Model/Serial No.	Calibrator	Certification No.	Date of Calibration	Due date of Calibration	Remark
Workplace									
1	Sound Level Calibrator (Acoustic Calibrator)	Calibrate Sound Level Meter	Svantek	SV35A 73246	Innovative Instrument Co.,Ltd.	23-ACT-110	27 Jun 23	26 Jun 24	-
2	Sound Level Meter	$L_{Aeq} 8 \text{ hrs}$, L_{Amax}	Rion, Japan	NL-42 00409050	Sithiporn Associates Co., Ltd.	ACL24053	18 Jan 24	17 Jan 25	-
3	Sound Level Meter	$L_{Aeq} 8 \text{ hrs}$, L_{Amax}	Rion, Japan	NL-42 01010784	Sithiporn Associates Co., Ltd.	ACL24102	29 Apr 24	28 Apr 25	-
4	Sound Level Meter	$L_{Aeq} 8 \text{ hrs}$, L_{Amax}	Rion, Japan	NL-42 01010786	Sithiporn Associates Co., Ltd.	ACL24103	29 Jan 24	28 Jan 25	-
5	Digital Lux Meter	Lux	Extech Instrument, Taiwan	407026 A 052206	Innovative Instrument Co., Ltd.	23-LXM-170	19 May 23	18 May 24	-
6	Thermal Environment Monitor	Heat Meter	3M	QuesTemp 32 TPQ020025	Innovative Instrument Co.,Ltd.	23-TPM-253	12 May 23	11 May 24	-
7	Thermal Environment Monitor	Heat Meter	Quest Technologies, Inc	QuesTemp 34 TEG100075	Innovative Instrument Co.,Ltd.	24-TPM-047	23 Jan 24	22 Jan 25	-
8	Thermal Environment Monitor	Heat Meter	TSI QUEST	QuesTemp 32 TPT030007	Innovative Instrument Co.,Ltd.	24-TPM-049	23 Jan 24	22 Jan 25	-

List of Instruments Certification for Air & Noise Quality Analysis

No.	Instrument/Equipment	Parameter	Manufacturer	Model/Serial No.	Calibrator	Certification No.	Date of Calibration	Due date of Calibration	Remark
Stack									
1	Pre-Test Console	Total Suspended Particulate	Apex Instruments, USA.	XC-572-V 1904011	Envi Equipment Service Co., Ltd.	E23-08066	5 Aug 23	4 Aug 24	-
2	Flue gas Analyzer	Sulphur Dioxide Oxide of Nitrogen as Nitrogen Dioxide Oxygen	Testo	Testo 350 60899615	Entech Industrial Sulation Co., Ltd.	G 660354	20 Jun 23	19 Jun 24	-



JIRANATEE ASSOCIATES CO.,LTD.

Jiranatee Associates Co.,Ltd.
63/14-15, 67/35-36
Petchkasem 7,7/1, Rd. Watthapra, Bangkokyai,
Bangkok 10600 (Thailand)
Tel: +6608680812
Mobile: +66863999453
E-mail: jnac-calibration@jiranatee.com
Web site: www.jiranatee.com

Accredited calibration laboratory
ISO/IEC 17025:2017
NSC-TISI-TIS 17025
CALIBRATION 0367

Flow measurement laboratory
Calibration services department.



CERTIFICATE OF CALIBRATION

Certificate No. : COF-002-66

Page 1 of 2 Pages

MEASUREMENT ITEM : Top Load Orifice
MANUFACTURER : Andersen Instruments
MODEL/TYPE : G25A
SERIAL NUMBER : 1901
ID NUMBER : UAE.ANV.051/2547
CONDITION AS-RECEIVED : Used item
CUSTOMER : United Analyst and Engineering Consultant Co., Ltd.
81 Soi Udomsuk 41, Sukhumvit Road, Bangchak, Phrakhanong,
Bangkok 10260

RECEIVED DATE : 07 Jul 2023
MEASUREMENT DATE : 14 Jul 2023
ISSUE DATE : 18 Jul 2023

ENVIRONMENTAL CONDITIONS:

Ambient condition in the laboratory are as follow:

Temperature	: 23.0 ± 3.0	°C
Relative Humidity	: 55.0 ± 15.0	%RH
Atmospheric Pressure	: 1010 ± 10	hPa

CALIBRATION CONDITION:

Preconditioning : 24 hours at ambient conditions.
Measurement Condition : The average values during measurement are 23.9 °C and 54.5%RH.

NOTED: The certificate is valid only to the item calibrated on date and place of calibration.

TABULATION OF RESULTS:

The table on next page give the measured values.

Calibration procedure:

The Orifice gas flow device was calibrated against Standard Rotary Displacement Meter (Roots Meter) Model G65/IMC/W2-dp. The WI-CL-004 was used as a calibration guideline.

Traceability:

This certificate provides a traceability of The measurement to recognized the national standards, and to realization of the international system of units (SI) through the VSL (National Metrology Institute of Netherlands) via Certificate number: G2211901

Uncertainty of Measurement:


The reported uncertainty of measurement is based on the standard uncertainty multiplied by a coverage factor $k=2$, Which for a normal distribution corresponds to a coverage probability of approximately 95%. The standard uncertainty has been determined in accordance with the GUM 'Evaluation of measurement data - Guide to the expression of uncertainty in measurement'

Calibrated by:

- ☐ Mr. Sorawit Thachalad
☒ Miss Jittraporn Lertsomphol



Approved signatory:



Calibration Department Manager

เอกสารไม่ควบคุม

THIS CERTIFICATE REPORT MAY NOT BE REPRODUCED EXCEPT IN FULL UNLESS PERMISSION FOR REPRODUCTION HAS BEEN OBTAINED IN WRITING FROM THE LABORATORY

MEASUREMENT RESULTS:

The Orifice gas flow device was calibrated by direct comparison method with the Standard Rotary Displacement Meter (Roots Meter). The Humid air was used as a medium in the system. The standard conditions are 25°C (298.15 K) and 760 mmHg for standard temperature and standard pressure respectively.

Table 1: The results of Q Standard calibration data

Plate	Flow rate m^3/min	Pressure [Pa] mmHg	Temperature [Ta] °C	Temperature [Tm] °C	Δp_{meter} mmHg	$\Delta p_{Orifice}$ inH ₂ O	Y	Standard Flow [Q_s] m^3/min
1	0.701	754.115	23.87	23.10	55.600	1.626	1.273	0.648
2	0.997	754.083	23.80	23.23	61.350	3.236	1.795	0.914
3	1.121	754.005	23.81	23.20	41.923	4.338	2.079	1.057
4	1.172	754.004	23.72	23.16	30.933	4.891	2.208	1.122
5	1.410	753.994	23.76	23.18	29.415	7.159	2.671	1.352


Slope (m): 1.98463
 Intercept (b): -0.01636
 Correlation coefficient (r): 0.99972
 Uncertainty ($k=2$): 0.015 m^3/min

Table 2: The results of Q actual calibration data

Plate	Flow rate m^3/min	Pressure [Pa] mmHg	Temperature [Ta] °C	Temperature [Tm] °C	Δp_{meter} mmHg	$\Delta p_{Orifice}$ inH ₂ O	Y	Standard Flow [Q_a] m^3/min
1	0.701	754.115	23.87	23.10	55.600	1.626	0.800	0.651
2	0.997	754.083	23.80	23.23	61.350	3.236	1.129	0.917
3	1.121	754.005	23.81	23.20	41.923	4.338	1.307	1.061
4	1.172	754.004	23.72	23.16	30.933	4.891	1.388	1.126
5	1.410	753.994	23.76	23.18	29.415	7.159	1.679	1.357

Slope (m): 1.24306
 Intercept (b): -0.01029
 Correlation coefficient (r): 0.99972
 Uncertainty ($k = 2$): 0.015 m^3/min

End of Certificate of Calibration



เอกสารไม่ควบคุม



TECHNOLOGY PROMOTION ASSOCIATION (THAILAND-JAPAN)
CORPORATE SERVICES 3: EQUIPMENT CALIBRATION AND TESTING SERVICES
534/4 PATTANAKARN ROAD SOI 18, SUANLUANG, SUANLUANG, BANGKOK 10250
TEL. 0-2717-3000-24 FAX. 0-2719-9484

Certificate of Calibration

Certificate No. : 23P1401
Page : 1 of 2

Equipment : U-Tube Manometer
Manufacturer: Dwyer
Model : 1221-36-W/M
Serial No.: -
ID No.: UAE.EFM.022/2560

This certificate may not be reproduced other than in full,
except with the prior written approval of the head of
Corporate Services 3: Equipment Calibration and Testing Services.

Condition As-Received: Used Item

Received Date: 26 April 2023

Calibration Date: 09 May 2023

Reference: 2304-0703WSC

Submitted by: United Analyst and Engineering Consultant Co.,Ltd.

Ambient Temperature: (23 ± 2) °C

Relative Humidity: (50 ± 15) %

81 Soi Udomsuk 41, Sukhumvit Road, Bangchak,
Phrakhanong, Bangkok 10260

Atmospheric Pressure: 1010 mbar

Procedure used: The calibration was conducted by direct comparison method against Pressure Measuring Instruments Standard according to in-house calibration procedure CP-P04, using " DKD-R 6-1 ; Calibration of Pressure Gauges, Edition 03/2014 " as a guidelines.

Condition of this result of calibration

1.Reference standards instruments :

<u>Instrument</u>	<u>Model</u>	<u>Serial No.</u>	<u>Certificate No.</u>	<u>Due Date</u>
1) Pressure Calibrator	PC106P	1189	MP-0137-22	24 Aug 2023

2.This result of calibration was made on requested at the point specified by customer.

3.Scale and conversion factor is 1 kPa = 4.0146293 inH₂O

4.This instrument was used clean air and oil as pressure media.

5.This instrument was calibrated by applied pressure to high-port (+) side and low-port (-) side open to atmospheric pressure.

6.This instrument was installed in vertical orientation and top of the pressure port was used as the reference level.

7.The certificate is valid only to the item calibrated on date and place of calibration.

8.This Certification is traceable to the International System of Unit maintained through:-

-National Institute of Metrology Thailand (NIMT)

Calibrated by : Suwit Aussarree
Issue Date : 11 May 2023

Approved Signatory :



เอกสารไม่ควบคุม
B 0314241



Cert.No.: 23P1401

Page: 2 of 2

Result of calibration:- Without adjustment

Function:- Pressure Measurement

Increasing Pressure

Range : 0 inH₂O to 36 inH₂O

Scale Interval : 0.1 inH₂O(The Fifth Estimate)

<u>UUC Indication</u>				
<u>Applied Pressure</u>	<u>High-port side</u>	<u>Low-port side</u>	<u>ΔP</u>	<u>Error</u>
(inH ₂ O)	(inH ₂ O)	(inH ₂ O)	(inH ₂ O)	(inH ₂ O)
0.00	0.00	0.00	0.00	0.00
2.00	1.00	-0.98	1.98	-0.02
4.00	2.00	-1.98	3.98	-0.02
6.00	3.00	-2.98	5.98	-0.02
8.00	4.00	-3.98	7.98	-0.02
10.00	5.00	-4.98	9.98	-0.02
12.00	6.00	-6.00	12.00	0.00
14.00	7.00	-7.00	14.00	0.00
16.00	8.00	-8.00	16.00	0.00
18.00	9.00	-9.00	18.00	0.00
20.00	10.00	-10.00	20.00	0.00
22.00	11.00	-11.00	22.00	0.00
24.00	12.02	-12.00	24.02	0.02
26.00	13.02	-13.00	26.02	0.02
28.00	14.02	-14.00	28.02	0.02
30.00	15.04	-15.00	30.04	0.04
32.00	16.04	-16.00	32.04	0.04
34.00	17.02	-17.00	34.02	0.02
35.80	18.00	-17.96	35.96	0.16

The uncertainty of measurement was ± 0.11 inH₂O

* UUC = Unit Under Calibration

* ΔP = High-port side - Low-port side

The reported uncertainty of measurement was based on a standard uncertainty multiplied by a coverage factor $k = 2$, providing a level of confidence of approximately 95 %.

-o0o-



TECHNOLOGY PROMOTION ASSOCIATION (THAILAND-JAPAN)
CORPORATE SERVICES 3: EQUIPMENT CALIBRATION AND TESTING SERVICES
534/4 PATTANAKARN ROAD SOI 18, SUANLUANG, SUANLUANG, BANGKOK 10250
TEL. 0-2717-3000-24 FAX. 0-2719-9484



Certificate of Calibration

Certificate No. : 23P1859

Page : 1 of 2

Equipment : Aneroid Barometer
Manufacturer: Barigo
Model : -
Serial No.: -
ID No.: UAE.ANV.123/2550

Condition As-Received: Used Item

Received Date: 26 May 2023

Calibration Date: 02 June 2023

Reference: 2305-0919WSC

Ambient Temperature: (23 \pm 2) °C

Relative Humidity: (50 \pm 15) %

Atmospheric Pressure: 1007 mbar

Submitted by: United Analyst and Engineering Consultant Co.,Ltd.

81 Soi Udomsuk 41, Sukhumvit Road,
Bangchak, Phrakhanong, Bangkok 10260

Procedure used: The calibration was conducted by direct comparison method against Pressure Measuring Instruments Standard according to in-house calibration procedure CP-P10, using " DKD-R 6-1 ; Calibration of Pressure Gauges, Edition 03/2014 " as a guidelines.

Condition of this result of calibration

1.Reference standards instruments :

<u>Instrument</u>	<u>Model</u>	<u>Serial No.</u>	<u>Certificate No.</u>	<u>Due Date</u>
1) Standard Barometer	DPI142	1422505046	MP-0094-23	03 May 2024

2.This instrument was installed in vertical orientation and center of the dial was used as the reference level.

3.This result of calibration was made on requested at the point specified by customer.

4.This result of calibration instrument was in absolute pressure.

5.This instrument was used clean air as pressure media.


6.The certificate is valid only to the item calibrated on date and place of calibration.

7.This Certification is traceable to the International System of Unit maintained through:-

-National Institute of Metrology Thailand (NIMT)

Calibrated by : Suksan Khankaew
Issue Date : 08 June 2023

Approved Signatory :



เอกสารไม่ควบคุม
B 0316959



Cert.No.: 23P1859

Page: 2 of 2

Result of calibration:- Without adjustment

Range : 960 hPa to 1030 hPa

Function:- Absolute Pressure Measurement

Scale Interval : 1 hPa (The Fifth Estimate)

Increasing Pressure

Applied Pressure (hPa)	958.80	969.94	981.10	991.92	1003.33	1013.39	1024.48	1035.27
UUC* Indication (hPa)	960.0	970.0	980.0	990.0	1000.0	1010.0	1020.0	1030.0
Error (hPa)	1.20	0.06	-1.10	-1.92	-3.33	-3.39	-4.48	-5.27

Decreasing Pressure

Applied Pressure (hPa)	1035.27	1023.97	1013.46	1003.54	992.07	981.34	970.00	959.03
UUC* Indication (hPa)	1030.0	1020.0	1010.0	1000.0	990.0	980.0	970.0	960.0
Error (hPa)	-5.27	-3.97	-3.46	-3.54	-2.07	-1.34	0.00	0.97

The uncertainty of measurement was ± 0.30 hPa

* UUC = Unit Under Calibration

The reported uncertainty of measurement was based on a standard uncertainty multiplied by a coverage factor $k = 2$, providing a level of confidence of approximately 95 %.

-o0o-



TECHNOLOGY PROMOTION ASSOCIATION (THAILAND-JAPAN)
CORPORATE SERVICES 3: EQUIPMENT CALIBRATION AND TESTING SERVICES
534/4 PATTANAKARN ROAD SOI 18, SUANLUANG, SUANLUANG, BANGKOK 10250
TEL. 0-2717-3000-24 FAX. 0-2719-9484



Certificate of Calibration

Certificate No. : 23H1200

Page : 1 of 2

Equipment : Dial Thermo-Hygrometer

Manufacturer: Barigo

Model : -

Serial No.: -

ID No.: UAE.ANV.130/2550

Condition As-Received: Used Item

Received Date: 26 May 2023

Calibration Date: 30 May 2023
to 06 June 2023

Reference: 2305-0919WSC

Ambient Temperature: (25 ± 3) °C

Relative Humidity: (50 ± 20) %

This certificate may not be reproduced other than in full,
except with the prior written approval of the head of
Corporate Services 3: Equipment Calibration and Testing Services.

Submitted by: United Analyst and Engineering Consultant Co.,Ltd.

81 Soi Udomsuk 41, Sukhumvit Road,
Bangchak, Phrakhanong, Bangkok 10260

Procedure used: Calibration were conducted using in-house calibration procedure CP-H02 according to comparison with standard chilled mirror sensor for humidity measurement function and comparison with standard temperature probe for temperature measurement function into humidity / temperature chamber.

Condition of this result of calibration

1.Reference standards instruments :

<u>Instrument</u>	<u>Model</u>	<u>Serial No.</u>	<u>Certificate No.</u>	<u>Due Date</u>
1) Hygro-M2 Dew Point Monitor	5112	2360195	20703	02 Aug 2023
2) Handheld Thermometer With Sensor	1523	3240076	231305	15 Mar 2024


2.The certificate is valid only to the item calibrated on date and place of calibration.

3.This Certification is traceable to the International System of Unit maintained through:-

- National Institute of Standards and Technology (NIST) , The United States of America
- Technology Promotion Association (Thailand-Japan), NSC-ONSC Accredited No. Calibration 0008

Calibrated by : Somchai Dumwor
Issue Date : 07 June 2023

Approved Signatory :



เอกสารไม่ควบคุม
B 0316274



Cert. No.: 23H1200

Page.: 2 of 2

Result of Calibration:-

Before Adjustment

Function:

Humidity Measurement

<u>Reference Temperature</u> (°C)	<u>Standard Humidity</u> (%R.H.)	<u>UUC* Reading</u> (%R.H.)	<u>Error</u> (%R.H.)	<u>Uncertainty of Measurement</u> (±%R.H.)
25.0	40.1	48	7.9	1.6
25.0	60.0	63	3.0	1.7
25.0	80.0	76	-4.0	1.9

Result of Calibration:-

After Adjustment

Function:

Humidity Measurement

<u>Reference Temperature</u> (°C)	<u>Standard Humidity</u> (%R.H.)	<u>UUC* Reading</u> (%R.H.)	<u>Error</u> (%R.H.)	<u>Uncertainty of Measurement</u> (±%R.H.)
25.0	40.1	44	3.9	1.6
25.0	60.0	60	0.0	1.7
25.0	80.0	75	-5.0	1.9

Result of Calibration:-

Without Adjustment

Function:

Temperature Measurement

<u>Standard Temperature</u> (°C)	<u>UUC* Reading</u> (°C)	<u>Error</u> (°C)	<u>Uncertainty of Measurement</u> (±°C)
19.987	20.0	0.013	0.72
30.016	30.0	-0.016	0.72
39.944	39.5	-0.444	0.72

UUC* : Unit Under Calibration

The reported uncertainty of measurement was base on standard uncertainty multiplied by coverage factor $k = 2.00$, providing confidence level approximately 95%.

-o0o-

เอกสารไม่ควบคุม
a 1165295

MULTI-POINT GAS TEST REPORT

Test Date : Nov 1,2023

Equipment : Gas Analyzer (NO₂)

Model : 42i

Manufacturer : Thermo Scientific

Serial Number : CM19050150

Standard Gas Concentration

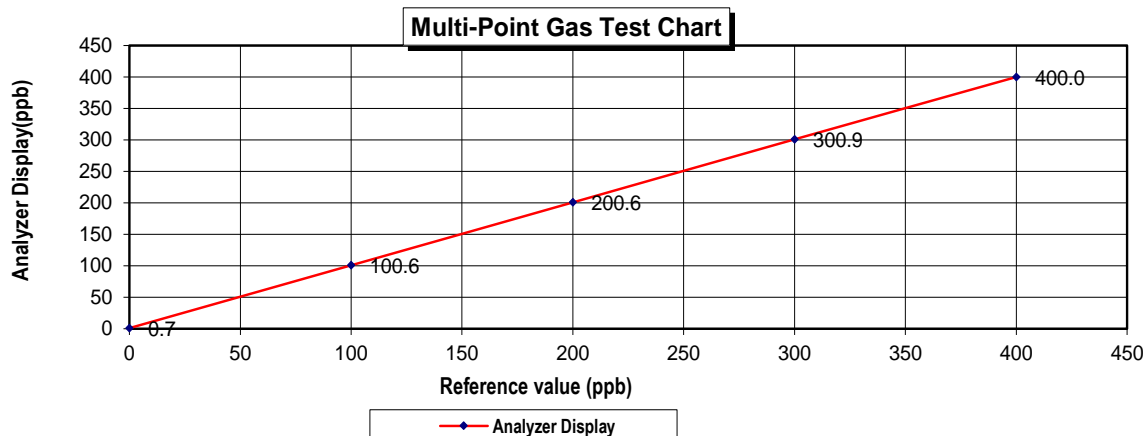
Sulphur Dioxide (SO ₂)	44.68
Nitric Oxide (NO)	45.94
Methane (CH ₄)	-
Carbon Monoxide (CO)	984.8
Cylinder No. :	EB0143262
Expiration Date :	Jun 21,2024

Dilutor Detail

Manufacturer :	Thermo Scientific
Model :	146i
Serial Number :	1180540071

Multi-point gas test data

Reference Value (ppb)			Analyzer Display (ppb)	Difference Error	Percent Error	[% Error]
Level 1	Zero	0.0	0.7	0.70	0.70	0.70
Level 2	20.00%	100.0	100.6	0.60	0.60	0.60
Level 3	40.00%	200.0	200.6	0.60	0.30	0.30
Level 4	60.00%	300.0	300.9	0.90	0.30	0.30
Level 5	80.00%	400.0	400.0	0.00	0.00	0.00
Remark : Measuring Range 500.0 ppb				Average Difference (%)		0.38



Calculate by

.....01...../.....Nov...../.....2023.....

Approve by

.....01...../.....Nov...../.....2023.....

MULTI-POINT GAS TEST REPORT

Test Date : Nov 9, 2023

Equipment : Gas Analyzer (SO₂)

Model : 43i

Manufacturer : Thermo SCIENTIFIC

Serial Number : 1201778115

Standard Gas Concentration

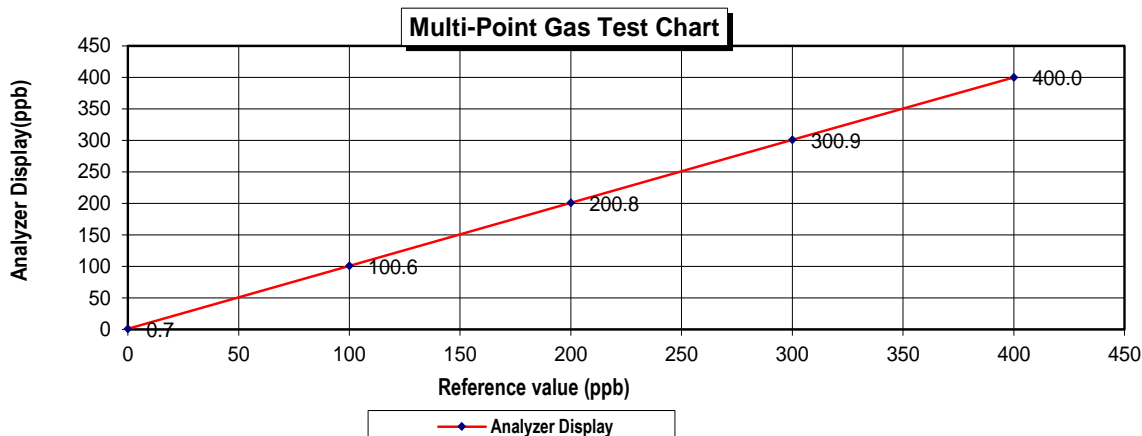
Sulphur Dioxide (SO ₂)	44.68
Nitric Oxide (NO)	45.94
Methane (CH ₄)	-
Carbon Monoxide (CO)	984.8
Cylinder No. :	EB0143262
Expiration Date :	Jun 24, 2024

Dilutor Detail

Manufacturer :	Thermo SCIENTIFIC
Model :	146i
Serial Number :	1180540071

Multi-point gas test data

	Reference Value (ppb)		Analyzer Display (ppb)	Difference Error	Percent Error	[% Error]
Level 1	Zero	0.0	0.7	0.70	0.70	0.70
Level 2	20.00%	100.0	100.6	0.60	0.60	0.60
Level 3	40.00%	200.0	200.8	0.80	0.40	0.40
Level 4	60.00%	300.0	300.9	0.90	0.30	0.30
Level 5	80.00%	400.0	400.0	0.00	0.00	0.00
Remark : Measuring Range			500.0 ppb	Average Difference (%)		0.40
:Acceptable Limit \pm 5%						



Calculate by

.....9...../.....11...../.....66.....

Approve by

.....9...../.....Nov...../.....2023

CERTIFICATE OF ANALYSIS

Grade of Product: EPA Protocol

Part Number:	E04NI99E15A01D3	Reference Number:	122-402135167-1
Cylinder Number:	EB0143262	Cylinder Volume:	144.4 CF
Laboratory:	124 - Durham (SAP) - NC	Cylinder Pressure:	2015 PSIG
PGVP Number:	B22021	Valve Outlet:	660
Gas Code:	CO,NO,NOX,SO2,BALN	Certification Date:	Jun 21, 2021

Expiration Date: Jun 21, 2024

Certification performed in accordance with "EPA Traceability Protocol for Assay and Certification of Gaseous Calibration Standards (May 2012)" document EPA 600/R-12/531, using the assay procedures listed. Analytical Methodology does not require correction for analytical interference. This cylinder has a total analytical uncertainty as stated below with a confidence level of 95%. There are no significant impurities which affect the use of this calibration mixture. All concentrations are on a mole/mole basis unless otherwise noted.

Do Not Use This Cylinder below 100 psig, i.e. 0.7 megapascals.

ANALYTICAL RESULTS					
Component	Requested Concentration	Actual Concentration	Protocol Method	Total Relative Uncertainty	Assay Dates
NOX	45.00 PPM	45.96 PPM	G1	+/- 1.4% NIST Traceable	06/14/2021, 06/21/2021
NITRIC OXIDE	45.00 PPM	45.94 PPM	G1	+/- 1.4% NIST Traceable	06/14/2021, 06/21/2021
SULFUR DIOXIDE	45.00 PPM	44.68 PPM	G1	+/- 1.0% NIST Traceable	06/14/2021, 06/21/2021
CARBON MONOXIDE	1000 PPM	984.8 PPM	G1	+/- 0.7% NIST Traceable	06/14/2021
NITROGEN	Balance				

CALIBRATION STANDARDS					
Type	Lot ID	Cylinder No	Concentration	Uncertainty	Expiration Date
NTRM	20061120	CC708068	49.82 PPM NITRIC OXIDE/NITROGEN	+/- 1.0%	Feb 02, 2025
PRM	12386	D685025	9.91 PPM NITROGEN DIOXIDE/AIR	+/- 2.0%	Feb 20, 2020
GMIS	401423838102	CC505581	4.348 PPM NITROGEN DIOXIDE/NITROGEN	+/- 2.1	Feb 18, 2023
NTRM	16011043	CC473277	49.02 PPM SULFUR DIOXIDE/NITROGEN	+/- 0.8%	Jun 17, 2022
NTRM	14060119	CC434277	990.9 PPM CARBON MONOXIDE/NITROGEN	+/-0.6%	Nov 15, 2025

The SRM, PRM or RGM noted above is only in reference to the GMIS used in the assay and not part of the analysis.

ANALYTICAL EQUIPMENT		
Instrument/Make/Model	Analytical Principle	Last Multipoint Calibration
Nicolet 6700 AHR0801333 CO	FTIR	Jun 03, 2021
Nicolet 6700 AHR0801333 NO	FTIR	Jun 03, 2021
Nicolet 6700 AHR0801333 NO2	FTIR	Jun 03, 2021
Nicolet 6700 AHR0801333 SO2	FTIR	Jun 03, 2021

Triad Data Available Upon Request

NOTES:PO #5221002807

GROSS WT: 28.40kg

NET WT: 4.73kg



The analytical test results reported on this certificate relate only to the cylinder number specified above. This concludes the test report.



Approved for Release



CERT 3082.01

เอกสารไม่ควบคุม



THAI METEOROLOGICAL DEPARTMENT

4353 Sukhumvit, Bangna, Bangkok 10260 Tel. 081-454-2804,0-2399-0469

Calibration Certificate

Issued by : Calibration & Test Section : Meteorological Instruments Bureau

Date of Issue 1 November, 2023

Certification No. 390/23

Page : 1 of 5

Object : Wind Speed & Wind Direction Data Logger

Manufacturer : SCARLET/TECH

Type : WL-21

Mfg Code : Wireless Receiver 2205DR0113

Wind Sensor 2205DT0113

Customer : United Analyst and Engineering Consultant Co.,Ltd.

81 Soi Udomsuk 41, Sukhumvit Road,

Bangchak, Prakanong, Bangkok 10260.

Calibration Condition : Temperature 25.1 °C Barometric Pressure 1013.5 hPa

NATIONAL STANDARD WIND TUNNEL : Thermal Anemometer 642 S/N 91563

: HOOK GAGE NO 1425

: Wind Aloft Plotting Board

N.I.S.T. Test Reference Number 731/241460

: Standard Velocity at 20 - 30 m/sec

: Ultrasonic Anemometer

Model DA-650-3TV

(sensor TR-90AH)

Serial Number 110730029 (sensor 120629586)

JAPAN QUALITY ASSURANCE ORGANIZATION

: Standard Velocity at 0 - 20 m/sec

STANDARD THERMOMETER

: Theodor Friedrich : Dry No.8390/94 Wet No. 8389/94

: testo, testo 645 Serial No. 02848057

: Thermoschneider No.918802

STANDARD BAROMETER

: Digital Barometer Vaisala Type PTB220 No. V1220015

: Digital Barometer Vaisala Type PTB330 No. K4320001

Calibrated by :

Signed

Mechanical Engineer

(Authorised Signatory)

for the Chief

Sub-Standard Instrument

เอกสารไม่ควบคุม



THAI METEOROLOGICAL DEPARTMENT

4353 Sukhumvit, Bangna, Bangkok 10260 Tel. 081-454-2804,0-2399-0469

The Result of Calibration

Certification No. 390/23

1 November, 2023

Page : 2 of 5

Standard Ultrasonic Anemometer m/sec	HOOK GAGE NO. 1425			TESTED ANEMOMETER	
	Pressure inches H2O	Vacumm inches H2O	Velocity m/sec	Velocity m/sec	Correction m/sec
1.00	-	-	-	1.0	0.0
3.02	-	-	-	3.0	0.02
5.00	-	-	-	5.0	0.0
7.04	-	-	-	7.0	0.04
9.02	-	-	-	8.9	0.12
11.02	-	-	-	9.0	2.02
13.01	-	-	-	13.0	0.01
15.01	-	-	-	14.9	0.11
17.02	-	-	-	17.0	0.02
20.02	-	-	-	19.9	0.12

Wind Aloft Plotting Board.	
US.DEPARTMENT OF COMMERCE WEATHER BUREAU	
WIND DIRETION	TESTED WIND DIRECTION
0	0
90	90
180	180
270	270

Calibrated by :

Mechanical Engineer

Calibration & Test Section
Meteorological Instruments Bureau



เอกสารไม่ควบคุม



THAI METEOROLOGICAL DEPARTMENT

4353 Sukhumvit, Bangna, Bangkok 10260 Tel. 081-454-2804, 0-2399-0469

The Result of Calibration

Certification No. 390/23

1 November, 2023

Page : 3 of 5

Standard Barometer	Tested Barometer	Correction
Pressure	Pressure	
1009.68	1009	0.68
1007.51	1007	0.51
1007.13	1007	0.13
1006.90	1007	-0.10
1006.72	1007	-0.28
1006.59	1006	0.59
1006.28	1006	0.28
1006.05	1006	0.05
1005.84	1006	-0.16
1005.48	1005	0.48
1009.61	1010	-0.39
1009.76	1010	-0.24
1009.69	1009	0.69
1009.45	1009	0.45
1009.24	1009	0.24
1008.89	1009	-0.11
1007.66	1008	-0.34
1006.99	1007	-0.01
1006.29	1006	0.29
1004.56	1005	-0.44

Average

0.12

Calibrated by :



Mechanical Engineer



เอกสารไม่ควบคุม



THAI METEOROLOGICAL DEPARTMENT

4353 Sukhumvit, Bangna, Bangkok 10260 Tel. 081-454-2804, 0-2399-0469

The Result of Calibration

Certification No. 390/23

1 November, 2023

Page : 4 of 5

Standard Barometer	Tested Barometer	Correction
Pressure	Pressure	
757.32	757	0.32
755.69	756	-0.31
755.41	755	0.41
755.24	755	0.24
755.10	755	0.10
755.00	755	0.00
754.77	755	-0.23
754.60	754	0.60
754.44	754	0.44
754.17	754	0.17
757.27	757	0.27
757.38	757	0.38
757.33	757	0.33
757.15	757	0.15
756.99	757	-0.01
756.73	757	-0.27
755.81	756	-0.19
755.30	755	0.30
754.78	755	-0.22
753.48	753	0.48

Average


0.15

Calibrated by :

Mechanical Engineer

Calibration & Test Section

Meteorological Instruments Bureau



เอกสารไม่ควบคุม



THAI METEOROLOGICAL DEPARTMENT

4353 Sukhumvit, Bangna, Bangkok 10260 Tel. 081-454-2804,0-2399-0469

The Result of Calibration


Certification No. 390/23

1 November, 2023

Page : 5 of 5

Standard Temp. °C	Temperature Sensor Reading	
	Reading °C	Correction °C
45.12	45	0.12
30.21	30	0.21
15.42	15	0.42

Calibrated by :



Mechanical Engineer

Calibration & Test Section
Meteorological Instruments Bureau



เอกสารไม่ควบคุม

Certificate of Calibration

Customer

Name : UNITED ANALYST AND ENGINEERING
CONSULTANT CO.,LTD.
Address : 81 Soi Udomsuk 41, Sukhumvit Road, Bangchak,
Prakanong, Bangkok 10260

Certificate No : 23-ACT-115
Request No : Req-2023-1544

Unit Under Calibration Details

Measurement item : Acoustic Calibrator Class : 1
Manufacturer : 01dB Range : 94 dB / 1000 Hz
Model : CAL31 Intrument Status : Used
Serial Number : 84065
ID : UAE.EFM.167/2561

Calibration Environment and Details

Temperature : (23 \pm 2 $^{\circ}$ C)
Humidity : (50 \pm 20 %RH)
Barometric Pressure : (1013 \pm 10.0 hPa)
Received Date : 21 July 2023
Calibration Date : 4 August 2023
Location of Calibration : LAB 1 Acoustic
Calibration Procedure : In-house method CP-ACT-02 based on IEC 60942:2017 Electroacoustics - Sound calibrators

Reference Standard	Model	Serial Number	Traceable	Due Calibration
Sound Calibrator	SV 35A	58079	EEI	31 May 2024
THD Multimeter	2015	1047765	NIMT	31 January 2024

Traceability : This certificate provides traceability of measurement to recognized national standard, and to the realization of the international System of Units (SI).

Note

The reported uncertainty is based on standard uncertainty multiplied by the Coverage Factor $k=2$, providing a level of confidence approximately 95 %.

Calibrated By :



Service Calibration Engineer

Approved By :



Calibration Engineer Supervisor

Issue Date : 4 August 2023

Certificate No : 23-ACT-115

Request No : Req-2023-1544

Sound pressure level

Calibration Results : Without Adjustment

Calibration Range (dB)	Without Adjustment (dB)		Adjustment (dB)		Uncertainty (± dB)	Acceptance limit Class 1 (± dB)
	Measured	Error	Measured	Error		
94 dB / 1000 Hz	93.90	-0.10	-	-	0.14	0.25

Frequency of Sound pressure level

Calibration Range (Hz)	Without Adjustment		Adjustment		Uncertainty (± %)	Acceptance limit Class 1 (± %)
	Measured (Hz)	Error (%)	Measured (Hz)	Error (%)		
94 dB / 1000 Hz	1000.00	0.00	-	-	0.01	0.70

Total Harmonic Distortion plus Noise of Sound pressure level (THD+N %)

Calibration Range (Hz)	Without Adjustment	Adjustment	Uncertainty (± %)	Acceptance limit Class 1 (± %)
	Measured (%)	Measured (%)		
94 dB / 1000 Hz	0.12	-	0.40	2.5

Note :

- Acceptance limit was IEC60942:2017 Class 1
- The calibration results exclude the calibrator pressure correction
- The calibration results exclude the microphone volume correction

End of Calibration

SITHIPHORN ASSOCIATES CO.,LTD. CALIBRATION LABORATORY

451-451/1 Sirinthorn Rd.,Bangbumru, Bangplud Bangkok 10700 THAILAND.
Tel.0-2435-8800 Fax.0-2433-1679 e-mail:cal-center@sithiphorn.com http://www.sithiphorn.com



Cert. No. : ACL23199

Pages : 1 of 8

Calibration Certificate

Equipment : SOUND LEVEL METER
Manufacturer : RION
Model : NL-62 / Microphone UC-59L / Preamplifier NH-26
Serial No.: 00130355 / 02734 / 00389
ID No.: UAE.EMA2.102/2556

Condition As Found : GOOD

Customer : UNITED ANALYST AND ENGINEERING CONSULTANT (UAE)
81 SOI UDOMSUK 41, SUKHUMVIT ROAD,
BANGCHAK SUB-DISTRICT,
PHRAKHANONG DISTRICT, BANGKOK 10260
THAILAND.

Location : -


Ambient Temperature : (23.0 \pm 3) °C
Pressure : (101.3 \pm 3) kPa
Relative Humidity : (50.0 \pm 20) %

Received Date : 21 JUNE 2023
Calibration Date : 26-27 JUNE 2023
Date of Issue : 28 JUNE 2023

Calibrated by :

Nathakorn Pisutpaisan

Approved by :



This certificate is issued in accordance with the requirements of ISO/IEC 17025 standard, may not be reproduced other than in full, except with the prior written approval of the head of Calibration Laboratory.

Continuation of Calibration Certificate

Cert. No. : ACL23199

Job No. : VC66AC0067

Pages : 2 of 8

Calibration Procedure : CP-AC-01

Calibration Method :

This equipment was calibrated by based on IEC-61672-3 (2013) Standard for sound level meter (SLM).

The SLM had tests to Acoustical and Electrical signal tests of frequency weighting with Anechoic chamber and Reference Standard Instruments.

For tests results of each items were made by observation of each Instruments display and also with SLM's display.

Condition of this result of calibration :

1. Reference Standard Instruments :

<u>Instrument</u>	<u>Model</u>	<u>Serial No.</u>	<u>Cert. No.</u>	<u>Due Date</u>
Waveform Generator	33210A	MY48017076	EF-0009-23	07-FEB-24
Waveform Generator	33511B	MY52302742	EF-0010-23	07-FEB-24
Digital Multimeter	33461A	MY53220104	EEL.BP 30/0266	13-FEB-24
Digital Multimeter	33461A	MY53220076	EEL.BP 29/0266	13-FEB-24
Digital Multimeter	34461A	MY60024273	EEL.BP 31/0266	14-FEB-24
Programmable Attenuator	MAT-1070	62100114	EF-0011-23	08-FEB-24
Condenser Microphone	4180	2977900	AA-1001-23	14-FEB-24
Measuring Amplifier	NA-42KAI	34560495	AA-3002-23	14-FEB-24

2. This result of calibration was found accurate as shown on date and place of calibration for this calibrated item only.

3. This certificate is traceable to the international system of unit maintained at :

3.1 National Institute of Metrology (Thailand).

3.2 Thailand Institute of Scientific and Technological Research (TISTR).

Continuation of Calibration Certificate

Cert. No. : ACL23199

Job No. : VC66AC0067

Pages : 3 of 8

Summary of Measurement Result :

Parameter	Pass	Fail	Uncertainty (dB)	Maximum-permitted uncertainty of measurement (dB)
1. Absolute sensitivity	✓	-	0.2	N/A
2. Self-generated noise	✓	-	0.4	N/A
3. Acoustical signal tests of frequency weightings				
125 Hz	✓	-	0.3	0.6
1000 Hz	✓	-	0.3	0.6
8000 Hz	✓	-	0.3	0.7
4. Electrical signal tests of frequency weightings				
For 10 Hz to 4 kHz	✓	-	0.3	0.6
For > 4 kHz to 10 kHz	✓	-	0.3	0.7
For > 10 kHz to 20 kHz	✓	-	0.3	1.0
5. Frequency and time weightings at 1 kHz	✓	-	0.2	0.2
6. Long - term stability	✓	-	0.1	0.1
7. Level linearity on the reference level range	✓	-	0.2	0.3
8. Level linearity including the level range control	✓	-	0.2	0.3
9. Tone burst response	✓	-	0.2	0.3
10. Peak C sound level	✓	-	0.2	0.35
11. Overload indication	✓	-	0.2	0.25
12. High level stability	✓	-	0.1	0.1

Note : Pass/Fail evaluation for each parameter,
will be considered together from the acceptance limit and the Maximum-permitted uncertainty of measurement.

Continuation of Calibration Certificate

Cert. No. : ACL23199

Job No. : VC66AC0067

Pages : 4 of 8

Result of calibration :**1. Absolute sensitivity**

Reference Acoustic Signal (dB)	Measured Value (dB)	Deviation (dB)	Acceptance Limit (dB)
93.9 (93.98)	94.0	0.0	±0.3

2. Self-generated noise

2.1 Normal test

Measured Value (dB)
15.4

2.2 The microphone of the sound level meter was replaced by electrical signal input device.

Frequency Weighting	Measured value (dB)
A - weight	11.0
C - weight	15.7
Flat	24.8

3. Acoustical signal tests of frequency weightings

Meter free-field acoustic response at a level of 84 dB

Frequency (Hz)	Deviation from various frequency weighting response curve (dB)			Acceptance Limits
	Flat	C-weight	A-weight	
125	0.1	0.1	0.1	± 1.0
1000	-0.1	-0.1	-0.1	± 0.7
8000	-0.7	-0.6	-0.6	+ 1.5, - 2.5

Continuation of Calibration Certificate

Cert. No. : ACL23199
Job No. : VC66AC0067
Pages : 5 of 8

4. Electrical signal tests of frequency weightings

Weighting network response with relative to 1 kHz.

Frequency (Hz)	Deviation from various frequency weighting response curve (dB)			
	Flat	C-weight	A-weight	Acceptance Limits
63	0.1	0.0	0.0	±1.0
125	0.0	0.1	0.1	±1.0
250	0.0	0.0	0.0	±1.0
500	0.0	0.1	0.0	±1.0
1000	0.0	0.0	0.0	±1.0
2000	0.0	0.0	0.0	±1.0
4000	0.0	0.0	0.0	±1.0
8000	0.0	0.1	0.1	+ 1.5, - 2.5
16000	0.0	-1.2	-1.2	+ 2.5, -16.0

5. Frequency and time weightings at 1 kHz

5.1 Frequency weightings at 1 kHz

Frequency Weighting	Anticipated Value (dB)	Measured Value (dB)	Deviated Value (dB)	Acceptance Limits (dB)
A - weight	94.0	94.0	0.0	± 0.2
C - weight	94.0	94.0	0.0	± 0.2
Flat	94.0	94.0	0.0	± 0.2

5.2 Time weighting at 1 kHz

Frequency Weighting	Anticipated Value (dB)	Measured Value (dB)	Deviated Value (dB)	Acceptance Limits (dB)
Fast	94.0	94.0	0.0	± 0.1
Slow	94.0	94.0	0.0	± 0.1
Leq	94.0	94.0	0.0	± 0.1

6. Long - term stability

Frequency Weighting	SLM Display at initial (dB)	SLM Display at final (dB)	Deviated Value (dB)	Acceptance Limits (dB)
A - weight	94.0	94.1	0.1	± 0.1

Continuation of Calibration Certificate

Cert. No. : ACL23199

Job No. : VC66AC0067

Pages : 6 of 8

7. Level linearity on the reference level range

Anticipated Value (dB)	Measured Value (dB)	Deviated Value (dB)	Acceptance Limits (dB)
137.0	137.1	0.1	±0.8
136.0	136.1	0.1	±0.8
135.0	135.1	0.1	±0.8
134.0	134.1	0.1	±0.8
133.0	133.1	0.1	±0.8
132.0	132.1	0.1	±0.8
131.0	131.1	0.1	±0.8
129.0	129.1	0.1	±0.8
124.0	124.0	0.0	±0.8
119.0	119.0	0.0	±0.8
114.0	114.0	0.0	±0.8
109.0	109.0	0.0	±0.8
104.0	104.0	0.0	±0.8
99.0	99.0	0.0	±0.8
94.0	94.0	0.0	±0.8
89.0	89.0	0.0	±0.8
84.0	84.0	0.0	±0.8
79.0	79.0	0.0	±0.8
74.0	74.0	0.0	±0.8
69.0	69.0	0.0	±0.8
64.0	64.0	0.0	±0.8
59.0	59.0	0.0	±0.8
54.0	53.9	-0.1	±0.8
49.0	49.0	0.0	±0.8
44.0	44.0	0.0	±0.8
39.0	38.9	-0.1	±0.8
34.0	33.9	-0.1	±0.8
30.0	29.9	-0.1	±0.8
29.0	28.9	-0.1	±0.8
28.0	28.0	0.0	±0.8
27.0	26.9	-0.1	±0.8
26.0	25.9	-0.1	±0.8
25.0	25.0	0.0	±0.8

Continuation of Calibration Certificate

Cert. No. : ACL23199

Job No. : VC66AC0067

Pages : 7 of 8

8. Level linearity including the level range control

Range	Anticipated Value (dB)	Measured Value (dB)	Deviated Value (dB)	Acceptance Limits (dB)
Auto	94.0	94.0	0.0	±0.8

9. Tone burst response

Time Weighting	Tone burst duration, Tb (ms)	Cycle	Anticipated Value (dB)	Measured Value (dB)	Deviated Value (dB)	Acceptance Limits (dB)
Fast	0.25	1	108.0	107.9	-0.1	1.0 ; -3.0
	2	8	117.0	117.0	0.0	1.0 ; -1.5
	200	800	134.0	134.0	0.0	±0.5
Slow	2	8	108.0	108.0	0.0	1.0 ; -3.0
	200	800	127.6	127.6	0.0	±0.5
SEL	0.25	1	99.0	98.8	-0.2	1.0 ; -3.0
	2	8	108.0	108.0	0.0	1.0 ; -1.5
	200	800	128.0	128.0	0.0	±0.5

10. Peak C sound level

Number of cycle in test signal	Anticipated Value (dB)	Measured Value, Lcpeak (dB)	Deviated Value (dB)	Acceptance Limits (dB)
Continuous	133.0	133.0	0.0	±2.0
One	136.4	135.7	-0.7	±2.0

Number of cycle in test signal	Anticipated Value (dB)	Measured Value (dB)	Deviated Value (dB)	Acceptance Limits (dB)
Continuous	133.0	133.0	0.0	±1.0
Positive half cycle	135.4	135.2	-0.2	±1.0
Negative half cycle	135.4	135.1	-0.3	±1.0

Continuation of Calibration Certificate

Cert. No. : ACL23199

Job No. : VC66AC0067

Pages : 8 of 8

11. Overload indication

Measured value (dB)		Deviated Value (dB)	Acceptance Limits (dB)
Positive one-half cycle	Negative one-half cycle		
89.5	89.6	0.1	±1.5

12. High level stability

Frequency Weighting	SLM Display at initial (dB)	SLM Display at final (dB)	Deviated Value (dB)	Acceptance Limits (dB)
A - weight	137.0	137.0	0.0	±0.1

The reported uncertainty is based on a standard uncertainty multiplied by coverage factor $k = 2$ or any value following calculation, providing a level of confidence of approximately 95 %

End of Calibration Certificate



ELECTRICAL AND ELECTRONICS INSTITUTE
FOUNDATION FOR INDUSTRIAL DEVELOPMENT

975 Moo 4, Bangpoo Industrial Estate, Soi 8, Sukhumvit Road km 37,

Phraek Sa, Mueang Samut Prakan, Samut Prakan 10280

Tel: +66 2709 4860 Fax: +66 2324 0917



Certificate No.: CP20230290EA

Operation No.: CP2023070044

Certificate of Calibration

Equipment: Sound Level Meter

Manufacturer: RION

Model/Type: NL-62 (Meter), UC-59L (Microphone), NH-26 (Preamplifier)

Serial No.: 00130356 (Meter), 01891 (Microphone), 00951 (Preamplifier)

ID No.: UAE.EMA2.103/2556

Customer: United Analyst and Engineering Consultant Co.,Ltd.

Address: 81 Soi Udomsuk 41, Sukhumvit Road, Bangchak
Phrakhanong, Bangkok 10260

Received Date: 24 July 2023

Calibrated Date: 3 - 4 August 2023

Issued Date: 7 August 2023

Calibrated by: Ms. Juntaporn Kunhakom

Approved by: _____

Group Manager

This report was prepared electronically using applicable electronic signature. Printing or copy of file are considered as a copy of the document.

The reported uncertainty of measurement was based on standard uncertainty multiplied by a coverage factor (k) providing a level of confidence of approximately 95%. This certificate may not be reproduced other than in full except with the prior written approval of the Electrical and Electronics Institute, Foundation for Industrial Development.

Certificate No.: CP20230290EA

Calibration Report

Equipment: Sound Level Meter
 Manufacturer: RION
 Model/Type: NL-62 (Meter), UC-59L (Microphone), NH-26 (Preamplifier)
 Serial No.: 00130356 (Meter), 01891 (Microphone), 00951 (Preamplifier)
 ID No.: UAE.EMA2.103/2556
 Ambient Temperature: (23 ± 2) °C
 Relative Humidity: (50 ± 15) %
 Pressure: (101.3 ± 1.5) kPa

Method of Calibration :-

IEC 61672-3:2013.

Condition of this result of calibration

1. Reference standards instrument :-

Instrument	Model	Serial No.	Cert. No.	Due Date
1) Standard microphone	4180	2787490	AA-1024-22	6 November 2023
2) Arbitrary Function Generator	AFG2021	C010063	CK20230040EA	26 June 2024
3) Programmable Attenuator	PA5	2755	EF-0034-22	30 October 2023
4) 6.5 Digit precision multimeter	8846A	9610014	CB20220223EA	14 November 2023
5) Pressure humidity and Temperature Transmitter	PTU301	F0640002	CL1-P230024 CD20230196EA	20 March 2024 23 July 2024
6) Pressure humidity and Temperature Transmitter	PTU301	F0640003	CL1-P230032 CD20230197EA	4 April 2024 23 July 2024
7) Performance Audio Analyzer	U8903B	MY56510003	CB20230038EA CK20220080EA	14 February 2024 8 September 2023

2. This result of calibration was found accurate as shown on date and place of calibration only.

3. This certification is traceable to the international system of unit maintained at :-

Reference standards instrument for Acoustic function

- National Institute of Metrology (Thailand)

Reference standards instrument for Electrical function

- National Institute of Metrology (Thailand)

- Electrical and Electronics Institute; NSC Accredited Calibration No.0119

Result of Calibration:-

Function : 1. Indication at the calibration check frequency

Reference Acoustic Signal (dB)	Measured value (dB)	Deviation (dB)	Acceptance limits (dB)
94.0	94.0	0.0	±0.7

Note : Absolute sensitivity was established by the use of the Sound Calibrator RION Type NC-74 S/N : 34615278.

Certificate No.: CP20230290EA

Calibration Report

Function : 2. Self-generated Noise

2.1 Microphone Installed

Measured value (dB)
16.3

2.2 Microphone replaced by the electrical input signal device

Frequency Weighting	Measured value (dB)
A-weighting	11.3
C-weighting	16.5
Z-weighting	25.1

Function : 3. Acoustical signal tests of frequency weightings (Without Windscreen)

Meter free-field acoustic response at a level of 84 dB.

Frequency (Hz)	Deviation from various Frequency Weighting Response Curve			
	C-Weighting (dB)	A-Weighting (dB)	Z-Weighting (dB)	Acceptance limits (dB)
125	0.0	-0.1	0.0	±1.0
1000	0.1	0.1	0.1	±0.7
8000	-0.2	-0.2	-0.3	+1.5; -2.5

Function : 4. Electrical signal tests of frequency weightings

Weighting network response with relative to 1 kHz.

Frequency (Hz)	Deviation from various Frequency Weighting Response Curve			
	C-Weighting (dB)	A-Weighting (dB)	Z-Weighting (dB)	Acceptance limits (dB)
63	-0.2	-0.1	0.0	±1.0
125	0.0	-0.1	0.0	±1.0
250	0.0	-0.1	-0.1	±1.0
500	0.0	0.0	0.0	±1.0
1000	0.0	0.0	0.0	±0.7
2000	0.1	0.0	0.0	±1.0
4000	0.0	0.0	0.0	±1.0
8000	0.1	0.0	-0.1	+1.5; -2.5
16000	-1.4	-1.4	0.0	+2.5; -16.0

Certificate No.: CP20230290EA

Calibration Report

Function : 5. Frequency and time weighting at 1 kHz

5.1 Frequency weighting at 1 kHz

Frequency Weighting	Measured value (dB)	Deviated value (dB)	Acceptance limits (dB)
C-weighting	94.0	0.0	±0.2
A-weighting	94.0	0.0	±0.2
Z-weighting	94.0	0.0	±0.2

5.2 Time weighting at 1 kHz

Time Weighting	Measured value (dB)	Deviated value (dB)	Acceptance limits (dB)
Fast	94.0	0.0	±0.1
Slow	94.0	0.0	±0.1
LAeq	94.0	0.0	±0.1

Function : 6. Long-Term Stability

Long-term stability over 30 minutes, with steady 1 kHz signal at reference level.

Time Period to Apply Signal (min)	Reference SPL (dB)	Record SPL at Conclusion of Time Period (dB)	Deviated value (dB)	Acceptance limits (dB)
30	94.0	94.0	0.0	±0.1

Function : 7. Level Linearity on the reference level range

7.1 Level Linearity on the reference level range, Upper

Anticipated Value (dB)	Measured value (dB)	Deviated value (dB)	Acceptance limits (dB)
94.0	94.0	0.0	±0.8
99.0	99.0	0.0	±0.8
104.0	104.0	0.0	±0.8
109.0	109.0	0.0	±0.8
114.0	114.0	0.0	±0.8
119.0	119.0	0.0	±0.8
124.0	124.0	0.0	±0.8
129.0	129.0	0.0	±0.8
130.0	130.0	0.0	±0.8
131.0	131.0	0.0	±0.8
132.0	132.0	0.0	±0.8
133.0	133.0	0.0	±0.8
134.0	134.0	0.0	±0.8
135.0	135.0	0.0	±0.8
136.0	136.0	0.0	±0.8
137.0	137.0	0.0	±0.8

Certificate No.: CP20230290EA

Calibration Report

7.2 Level Linearity on the reference level range, Lower

Anticipated Value (dB)	Measured value (dB)	Deviated value (dB)	Acceptance limits (dB)
94.0	94.0	0.0	±0.8
89.0	89.0	0.0	±0.8
84.0	84.0	0.0	±0.8
79.0	79.0	0.0	±0.8
74.0	74.0	0.0	±0.8
69.0	69.0	0.0	±0.8
64.0	64.0	0.0	±0.8
59.0	59.0	0.0	±0.8
54.0	54.0	0.0	±0.8
49.0	49.0	0.0	±0.8
44.0	44.0	0.0	±0.8
39.0	39.0	0.0	±0.8
34.0	33.9	-0.1	±0.8
29.0	28.9	-0.1	±0.8

Function : 8. Tone burst response

Time Weighting	Tone burst duration, Tb (ms)	Measured value (dB)	Deviated value (dB)	Acceptance limits (dB)
Fast	200	126.0	0.0	±0.5
	2	109.0	0.0	+1.0 ; -1.5
	0.25	99.9	-0.1	+1.0 ; -3.0
Slow	200	119.6	0.0	±0.5
	2	100.0	0.0	+1.0 ; -3.0
	0.25	90.9	-0.1	+1.0 ; -3.0
LAE	200	120.0	0.0	±0.5
	2	100.0	0.0	+1.0 ; -1.5
	0.25	90.9	-0.1	+1.0 ; -3.0

Function : 9. Peak C sound level

Number of cycles in test signal	Anticipated Value (dB)	Measured value (dB)	Deviated value (dB)	Acceptance limits (dB)
Complete cycle	125.4	125.2	-0.2	±2.0
Positive half cycle	124.4	124.0	-0.4	±1.0
Negative half cycle	124.4	124.0	-0.4	±1.0

Certificate No.: CP20230290EA

Calibration Report

Function : 10. Overload indication

Measured value (dB)		Deviated value (dB)	Acceptance limits (dB)
Positive one-half cycle	Negative one-half cycle		
139.4	139.5	0.1	±1.5

Function : 11. High-Level Stability

High-level stability over 5 minutes, with steady 1 kHz signal, 1 dB below upper boundary.

Time Period to Apply Signal (min)	Reference SPL (dB)	Record SPL at Conclusion of Time Period (dB)	Deviated value (dB)	Acceptance limits (dB)
5	129.0	129.0	0.0	±0.1

Uncertainty of measurement

Function	Uncertainty (dB)	Maximum-permitted uncertainty of measurement (dB)
1) Indication at the calibration check frequency	0.30	Not applicable
2) Self-generated Noise	0.10	Not applicable
3) Acoustical signal tests of frequency weightings - Free-field sound pressure response level	0.30	0.60 (10Hz to 4kHz) 0.70 (>4kHz to 10kHz)
4) Electrical signal tests of frequency weightings	0.20	0.20
5) Frequency and time weighting at 1 kHz	0.20	0.20
6) Long-Term Stability	0.10	0.10
7) Level Linearity on the reference level range	0.30	0.30
8) Tone burst response	0.20	0.30
9) Peak C sound level	0.20	0.35
10) Overload indication	0.20	0.25
11) High-Level Stability	0.10	0.10

Remarks: 1. The acceptance limit is for the deviated value.
2. Acceptance limits was IEC61672-3:2013 Class 1.
3. The coverage factor $k = 2.00$

- - End of Report - -



**ELECTRICAL AND ELECTRONICS INSTITUTE
FOUNDATION FOR INDUSTRIAL DEVELOPMENT**

975 Moo 4, Bangpoo Industrial Estate, Soi 8, Sukhumvit Road km 37,

Phraek Sa, Mueang Samut Prakan, Samut Prakan 10280

Tel: +66 2709 4860 Fax: +66 2324 0917



Certificate No.: CP20230291EA

Operation No.: CP2023070045

Certificate of Calibration

Equipment: Sound Level Meter

Manufacturer: RION

Model/Type: NL-62 (Meter), UC-59L (Microphone), NH-26 (Preamplifier)

Serial No.: 00130357 (Meter), 02373 (Microphone), 00391 (Preamplifier)

ID No.: UAE.EMA2.104/2556

Customer: United Analyst and Engineering Consultant Co.,Ltd.

Address: 81 Soi Udomsuk 41, Sukhumvit Road, Bangchak
Phrakhanong, Bangkok 10260

Received Date: 24 July 2023

Calibrated Date: 3 - 4 August 2023

Issued Date: 7 August 2023

Calibrated by: Ms. Juntaporn Kunhakom

Approved by: _____

Group Manager

This report was prepared electronically using applicable electronic signature. Printing or copy of file are considered as a copy of the document.

The reported uncertainty of measurement was based on standard uncertainty multiplied by a coverage factor (k) providing a level of confidence of approximately 95%. This certificate may not be reproduced other than in full except with the prior written approval of the Electrical and Electronics Institute, Foundation for Industrial Development.

Certificate No.: CP20230291EA

Calibration Report

Equipment: Sound Level Meter
 Manufacturer: RION
 Model/Type: NL-62 (Meter), UC-59L (Microphone), NH-26 (Preamplifier)
 Serial No.: 00130357 (Meter), 02373 (Microphone), 00391 (Preamplifier)
 ID No.: UAE.EMA2.104/2556
 Ambient Temperature: (23 ± 2) °C
 Relative Humidity: (50 ± 15) %
 Pressure: (101.3 ± 1.5) kPa

Method of Calibration :-

IEC 61672-3:2013.

Condition of this result of calibration

1. Reference standards instrument :-

Instrument	Model	Serial No.	Cert. No.	Due Date
1) Standard microphone	4180	2787490	AA-1024-22	6 November 2023
2) Arbitrary Function Generator	AFG2021	C010063	CK20230040EA	26 June 2024
3) Programmable Attenuator	PA5	2755	EF-0034-22	30 October 2023
4) 6.5 Digit precision multimeter	8846A	9610014	CB20220223EA	14 November 2023
5) Pressure humidity and Temperature Transmitter	PTU301	F0640002	CL1-P230024 CD20230196EA	20 March 2024 23 July 2024
6) Pressure humidity and Temperature Transmitter	PTU301	F0640003	CL1-P230032 CD20230197EA	4 April 2024 23 July 2024
7) Performance Audio Analyzer	U8903B	MY56510003	CB20230038EA CK20220080EA	14 February 2024 8 September 2023

2. This result of calibration was found accurate as shown on date and place of calibration only.

3. This certification is traceable to the international system of unit maintained at :-

Reference standards instrument for Acoustic function

- National Institute of Metrology (Thailand)

Reference standards instrument for Electrical function

- National Institute of Metrology (Thailand)

- Electrical and Electronics Institute; NSC Accredited Calibration No.0119

Result of Calibration:-

Function : 1. Indication at the calibration check frequency

Reference Acoustic Signal (dB)	Measured value (dB)	Deviation (dB)	Acceptance limits (dB)
94.0	94.0	0.0	±0.7

Note : Absolute sensitivity was established by the use of the Sound Calibrator RION Type NC-74 S/N : 34615278.

Certificate No.: CP20230291EA

Calibration Report

Function : 2. Self-generated Noise

2.1 Microphone Installed

Measured value (dB)
16.3

2.2 Microphone replaced by the electrical input signal device

Frequency Weighting	Measured value (dB)
A-weighting	12.1
C-weighting	18.5
Z-weighting	27.5

Function : 3. Acoustical signal tests of frequency weightings (Without Windscreen)

Meter free-field acoustic response at a level of 84 dB.

Frequency (Hz)	Deviation from various Frequency Weighting Response Curve			
	C-Weighting (dB)	A-Weighting (dB)	Z-Weighting (dB)	Acceptance limits (dB)
125	0.1	0.0	0.2	±1.0
1000	0.0	0.0	0.0	±0.7
8000	0.0	0.0	0.0	+1.5; -2.5

Function : 4. Electrical signal tests of frequency weightings

Weighting network response with relative to 1 kHz.

Frequency (Hz)	Deviation from various Frequency Weighting Response Curve			
	C-Weighting (dB)	A-Weighting (dB)	Z-Weighting (dB)	Acceptance limits (dB)
63	0.0	0.0	0.1	±1.0
125	0.1	-0.1	0.0	±1.0
250	0.0	0.0	0.1	±1.0
500	0.0	0.0	0.1	±1.0
1000	0.0	0.0	0.0	±0.7
2000	0.1	0.0	0.0	±1.0
4000	0.0	0.0	0.0	±1.0
8000	0.1	0.1	0.0	+1.5; -2.5
16000	-1.3	-1.3	0.1	+2.5; -16.0

Certificate No.: CP20230291EA

Calibration Report

Function : 5. Frequency and time weighting at 1 kHz

5.1 Frequency weighting at 1 kHz

Frequency Weighting	Measured value (dB)	Deviated value (dB)	Acceptance limits (dB)
C-weighting	94.0	0.0	±0.2
A-weighting	94.0	0.0	±0.2
Z-weighting	94.0	0.0	±0.2

5.2 Time weighting at 1 kHz

Time Weighting	Measured value (dB)	Deviated value (dB)	Acceptance limits (dB)
Fast	94.0	0.0	±0.1
Slow	94.0	0.0	±0.1
LAeq	94.0	0.0	±0.1

Function : 6. Long-Term Stability

Long-term stability over 30 minutes, with steady 1 kHz signal at reference level.

Time Period to Apply Signal (min)	Reference SPL (dB)	Record SPL at Conclusion of Time Period (dB)	Deviated value (dB)	Acceptance limits (dB)
30	94.0	94.0	0.0	±0.1

Function : 7. Level Linearity on the reference level range

7.1 Level Linearity on the reference level range, Upper

Anticipated Value (dB)	Measured value (dB)	Deviated value (dB)	Acceptance limits (dB)
94.0	94.0	0.0	±0.8
99.0	99.0	0.0	±0.8
104.0	104.0	0.0	±0.8
109.0	109.0	0.0	±0.8
114.0	114.0	0.0	±0.8
119.0	119.0	0.0	±0.8
124.0	124.0	0.0	±0.8
129.0	129.0	0.0	±0.8
130.0	130.0	0.0	±0.8
131.0	131.0	0.0	±0.8
132.0	132.0	0.0	±0.8
133.0	133.0	0.0	±0.8
134.0	134.0	0.0	±0.8
135.0	135.0	0.0	±0.8
136.0	136.0	0.0	±0.8
137.0	137.0	0.0	±0.8

Certificate No.: CP20230291EA

Calibration Report

7.2 Level Linearity on the reference level range, Lower

Anticipated Value (dB)	Measured value (dB)	Deviated value (dB)	Acceptance limits (dB)
94.0	94.0	0.0	±0.8
89.0	89.0	0.0	±0.8
84.0	84.0	0.0	±0.8
79.0	79.0	0.0	±0.8
74.0	74.0	0.0	±0.8
69.0	69.0	0.0	±0.8
64.0	64.0	0.0	±0.8
59.0	59.0	0.0	±0.8
54.0	54.0	0.0	±0.8
49.0	49.0	0.0	±0.8
44.0	44.0	0.0	±0.8
39.0	39.0	0.0	±0.8
34.0	34.0	0.0	±0.8
29.0	28.9	-0.1	±0.8

Function : 8. Tone burst response

Time Weighting	Tone burst duration, Tb (ms)	Measured value (dB)	Deviated value (dB)	Acceptance limits (dB)
Fast	200	126.0	0.0	±0.5
	2	108.9	-0.1	+1.0 ; -1.5
	0.25	99.9	-0.1	+1.0 ; -3.0
Slow	200	119.6	0.0	±0.5
	2	100.0	0.0	+1.0 ; -3.0
	0.25	90.8	-0.2	+1.0 ; -3.0

Function : 9. Peak C sound level

Number of cycles in test signal	Anticipated Value (dB)	Measured value (dB)	Deviated value (dB)	Acceptance limits (dB)
Complete cycle	125.4	125.2	-0.2	±2.0
Positive half cycle	124.4	124.1	-0.3	±1.0
Negative half cycle	124.4	124.1	-0.3	±1.0

Certificate No.: CP20230291EA

Calibration Report

Function : 10. Overload indication

Measured value (dB)		Deviated value (dB)	Acceptance limits (dB)
Positive one-half cycle	Negative one-half cycle		
139.5	139.5	0.0	±1.5

Function : 11. High-Level Stability

High-level stability over 5 minutes, with steady 1 kHz signal, 1 dB below upper boundary.

Time Period to Apply Signal (min)	Reference SPL (dB)	Record SPL at Conclusion of Time Period (dB)	Deviated value (dB)	Acceptance limits (dB)
5	129.0	129.0	0.0	±0.1

Uncertainty of measurement

Function	Uncertainty (dB)	Maximum-permitted uncertainty of measurement (dB)
1) Indication at the calibration check frequency	0.30	Not applicable
2) Self-generated Noise	0.10	Not applicable
3) Acoustical signal tests of frequency weightings - Free-field sound pressure response level	0.30	0.60 (10Hz to 4kHz) 0.70 (>4kHz to 10kHz)
4) Electrical signal tests of frequency weightings	0.20	0.20
5) Frequency and time weighting at 1 kHz	0.20	0.20
6) Long-Term Stability	0.10	0.10
7) Level Linearity on the reference level range	0.30	0.30
8) Tone burst response	0.20	0.30
9) Peak C sound level	0.20	0.35
10) Overload indication	0.20	0.25
11) High-Level Stability	0.10	0.10

Remarks: 1. The acceptance limit is for the deviated value.
2. Acceptance limits was IEC61672-3:2013 Class 1.
3. The coverage factor $k = 2.00$

-- End of Report --

Certificate of Calibration

Customer

Name : UNITED ANALYST AND ENGINEERING
CONSULTANT CO.,LTD.
Address : 81 Soi Udomsuk 41, Sukhumvit Road, Bangchak,
Prakanong, Bangkok 10260

Certificate No : 23-ACT-110
Request No : Req-2023-1407

Unit Under Calibration Details

Measurement item : Acoustic Calibrator Class : 1
Manufacturer : SVANTEK Range : 94 , 114 dB / 1000 Hz
Model : SV 35A Intrument Status : Used
Serial Number : 73246
ID : UAE.EFM.104/2561

Calibration Environment and Details

Temperature : (23 \pm 2 $^{\circ}$ C)
Humidity : (50 \pm 20 %RH)
Barometric Pressure : (1013 \pm 10.0 hPa)
Received Date : 26 June 2023
Calibration Date : 27 June 2023
Location of Calibration : LAB 1 Acoustic
Calibration Procedure : In-house method CP-ACT-02 based on IEC 60942:2017 Electroacoustics - Sound calibrators

Reference Standard	Model	Serial Number	Traceable	Due Calibration
Sound Calibrator	SV 35A	58079	EEI	31 May 2024
THD Multimeter	2015	1047765	NIMT	31 January 2024

Traceability : This certificate provides traceability of measurement to recognized national standard, and to the realization of the international System of Units (SI).

Note

The reported uncertainty is based on standard uncertainty multiplied by the Coverage Factor $k=2$, providing a level of confidence approximately 95 %.

Calibrated By :



Service Calibration Engineer

Approved By :



Calibration Engineer Supervisor

Issue Date : 27 June 2023

Certificate No : 23-ACT-110

Request No : Req-2023-1407

Sound pressure level

Calibration Results : Without Adjustment

Calibration Range (dB)	Without Adjustment (dB)		Adjustment (dB)		Uncertainty (± dB)	Acceptance limit Class 1 (± dB)
	Measured	Error	Measured	Error		
94 dB / 1000 Hz	93.82	-0.18	-	-	0.13	0.25
114 dB / 1000 Hz	113.77	-0.23	-	-	0.13	0.25

Frequency of Sound pressure level

Calibration Range (Hz)	Without Adjustment		Adjustment		Uncertainty (± %)	Acceptance limit Class 1 (± %)
	Measured (Hz)	Error (%)	Measured (Hz)	Error (%)		
94 dB / 1000 Hz	1000.00	0.00	-	-	0.01	0.70
114 dB / 1000 Hz	1000.00	0.00	-	-	0.01	0.70

Total Harmonic Distortion plus Noise of Sound pressure level (THD+N %)

Calibration Range (Hz)	Without Adjustment	Adjustment	Uncertainty (± %)	Acceptance limit Class 1 (± %)
	Measured (%)	Measured (%)		
94 dB / 1000 Hz	0.09	-	0.40	2.5
114 dB / 1000 Hz	0.28	-	0.40	2.5

Note :

- Acceptance limit was IEC60942:2017 Class 1
- The calibration results exclude the calibrator pressure correction
- The calibration results exclude the microphone volume correction

End of Calibration

Cert. No. : ACL24053

Pages : 1 of 8

Calibration Certificate

Equipment : SOUND LEVEL METER
Manufacturer : RION
Model : NL-42 / Microphone UC-52 / Preamplifier NH-24
Serial No.: 00409050 / 189687 / 90495
ID No.: UAE.EFM.012/2564

Condition As Found : GOOD


Customer : UNITED ANALYST AND ENGINEERING CONSULTANT (UAE)
81 SOI UDOMSUK 41, SUKHUMVIT ROAD,
BANGCHAK SUB-DISTRICT,
PHRAKHANONG DISTRICT, BANGKOK 10260
THAILAND.

Location : -
Ambient Temperature : (23.0 \pm 3) °C
Pressure : (101.3 \pm 3) kPa
Relative Humidity : (50.0 \pm 20) %

Received Date : 21 DECEMBER 2023
Calibration Date : 18-19 JANUARY 2024
Date of Issue : 22 JANUARY 2024

Calibrated by : Nathakorn Pisutpaisan

Approved by :



This certificate is issued in accordance with the requirements of ISO/IEC 17025 standard, may not be reproduced other than in full, except with the prior written approval of the head of Calibration Laboratory.

เอกสารไม่ควบคุม

SITHIPORN ASSOCIATES CO., LTD.

CALIBRATION LABORATORY

451-451/1 Sirinthorn Road, Bangbumru, Bangplud, Bangkok, 10700 Thailand
Tel. +66 2433 8331 Email : calibration@sithiporn.com

SITHIPORN
associates



Cert. No. : ACL24053
Job No. : VC67AC0034
Pages : 2 of 8

Calibration Procedure : CP-AC-01

Calibration Method :

This equipment was calibrated by follow on IEC-61672-3 (2013) Standard for sound level meter (SLM).

The SLM had tests to Acoustical and Electrical signal tests of frequency weighting with Anechoic chamber and Reference Standard Instruments.

For tests results of each items were made by observation of each Instruments display and also with SLM's display.

Condition of this result of calibration :

1. Reference Standard Instruments :

<u>Instrument</u>	<u>Model</u>	<u>Serial No.</u>	<u>Cert. No.</u>	<u>Due Date</u>
Waveform Generator	33210A	MY48017076	EF-0009-23	07-FEB-24
Waveform Generator	33511B	MY52302742	EF-0010-23	07-FEB-24
Digital Multimeter	33461A	MY53220104	EEL.BP 30/0266	13-FEB-24
Digital Multimeter	33461A	MY53220076	EEL.BP 29/0266	13-FEB-24
Digital Multimeter	34461A	MY60024273	EEL.BP 31/0266	14-FEB-24
Programmable Attenuator	MAT-1070	62100114	EF-0011-23	08-FEB-24
Condenser Microphone	4180	2977900	AA-1001-23	14-FEB-24
Measuring Amplifier	NA-42KAI	34560495	AA-3002-23	14-FEB-24

2. This result of calibration was found accurate as shown on date and place of calibration for this calibrated item only.

3. This certificate is traceable to the international system of unit maintained at :

3.1 National Institute of Metrology (Thailand).

3.2 Thailand Institute of Scientific and Technological Research (TISTR).

เอกสารไม่ควบคุม

SITHIPORN ASSOCIATES CO., LTD. CALIBRATION LABORATORY

451-451/1 Sirinthorn Road, Bangbumru, Bangplud, Bangkok, 10700 Thailand
Tel. +66 2433 8331 Email : calibration@sithiporn.com

SITHIPORN
associates



Cert. No. : ACL24053
Job No. : VC67AC0034
Pages : 3 of 8

Summary of Measurement Result :

Parameter	Uncertainty (dB)	Maximum-permitted uncertainty of measurement (dB)
1. Absolute sensitivity	0.2	N/A
2. Self-generated noise	0.2	N/A
3. Acoustical signal tests of frequency weightings		
125 Hz	0.3	0.6
1000 Hz	0.3	0.6
8000 Hz	0.3	0.7
4. Electrical signal tests of frequency weightings		
For 10 Hz to 4 kHz	0.3	0.6
For > 4 kHz to 10 kHz	0.3	0.7
For > 10 kHz to 20 kHz	-	1.0
5. Frequency and time weightings at 1 kHz	0.2	0.2
6. Long - term stability	0.1	0.1
7. Level linearity on the reference level range	0.2	0.3
8. Level linearity including the level range control	0.2	0.3
9. Tone burst response	0.2	0.3
10. Peak C sound level	0.2	0.35
11. Overload indication	0.2	0.25
12. High level stability	0.1	0.1

เอกสารไม่ควบคุม

SITHIPORN ASSOCIATES CO., LTD. CALIBRATION LABORATORY

451-451/1 Sirinthorn Road, Bangbumru, Bangplud, Bangkok, 10700 Thailand
Tel. +66 2433 8331 Email : calibration@sithiporn.com

SITHIPORN
associates



Cert. No. : ACL24053

Job No. : VC67AC0034

Pages : 4 of 8

Result of calibration :

1. Absolute sensitivity

Reference Acoustic Signal (dB)	Measured Value (dB)	Deviation (dB)	Acceptance Limit (dB)
93.9 (93.98)	93.9	0.0	±0.3

2. Self-generated noise

2.1 Normal test

Measured Value (dB)
14.2

2.2 The microphone of the sound level meter was replaced by electrical signal input device.

Frequency Weighting	Measured value (dB)
A - weight	9.9
C - weight	16.6
Flat	22.6

3. Acoustical signal tests of frequency weightings

Meter free-field acoustic response at a level of 84 dB

Frequency (Hz)	Deviation from various frequency weighting response curve (dB)			Acceptance Limits
	Flat	C-weight	A-weight	
125	0.5	0.5	0.5	± 1.5
1000	0.3	0.3	0.3	± 1.0
8000	0.1	0.2	0.2	±5.0

เอกสารไม่ควบคุม

Cert. No. : ACL24053
Job No. : VC67AC0034
Pages : 5 of 8

4. Electrical signal tests of frequency weightings

Weighting network response with relative to 1 kHz.

Frequency (Hz)	Deviation from various frequency weighting response curve (dB)			
	Flat	C-weight	A-weight	Acceptance Limits
63	-0.1	-0.1	-0.1	±2.0
125	0.0	0.0	-0.1	±1.5
250	0.0	0.0	-0.1	±1.5
500	0.0	0.0	-0.1	±1.5
1000	0.0	0.0	0.0	±1.0
2000	0.0	0.0	0.0	±2.0
4000	0.0	0.0	0.0	±3.0
8000	0.0	0.0	0.0	±5.0

5. Frequency and time weightings at 1 kHz

5.1 Frequency weightings at 1 kHz

Frequency Weighting	Anticipated Value (dB)	Measured Value (dB)	Deviated Value (dB)	Acceptance Limits (dB)
A - weight	94.0	94.0	0.0	± 0.2
C - weight	94.0	94.0	0.0	± 0.2
Flat	94.0	94.0	0.0	± 0.2

5.2 Time weighting at 1 kHz

Frequency Weighting	Anticipated Value (dB)	Measured Value (dB)	Deviated Value (dB)	Acceptance Limits (dB)
Fast	94.0	94.0	0.0	± 0.1
Slow	94.0	94.0	0.0	± 0.1
Leq	94.0	94.0	0.0	± 0.1

6. Long - term stability

Frequency Weighting	SLM Display at initial (dB)	SLM Display at final (dB)	Deviated Value (dB)	Acceptance Limits (dB)
A - weight	94.0	94.0	0.0	± 0.3

เอกสารไม่ควบคุม

SITHIPORN ASSOCIATES CO., LTD.

CALIBRATION LABORATORY

451-451/1 Sirinthorn Road, Bangbumru, Bangplud, Bangkok, 10700 Thailand
Tel. +66 2433 8331 Email : calibration@sithiporn.com

SITHIPORN
associates



Cert. No. : ACL24053

Job No. : VC67AC0034

Pages : 6 of 8

7. Level linearity on the reference level range

Anticipated Value (dB)	Measured Value (dB)	Deviated Value (dB)	Acceptance Limits (dB)
137.0	137.0	0.0	± 1.1
136.0	136.0	0.0	± 1.1
135.0	135.1	0.1	± 1.1
134.0	134.1	0.1	± 1.1
133.0	133.0	0.0	± 1.1
132.0	132.0	0.0	± 1.1
131.0	131.0	0.0	± 1.1
129.0	129.0	0.0	± 1.1
124.0	124.0	0.0	± 1.1
119.0	119.1	0.1	± 1.1
114.0	114.0	0.0	± 1.1
109.0	109.0	0.0	± 1.1
104.0	104.1	0.1	± 1.1
99.0	99.0	0.0	± 1.1
94.0	94.0	0.0	± 1.1
89.0	89.0	0.0	± 1.1
84.0	84.0	0.0	± 1.1
79.0	79.0	0.0	± 1.1
74.0	74.0	0.0	± 1.1
69.0	69.0	0.0	± 1.1
64.0	64.0	0.0	± 1.1
59.0	59.0	0.0	± 1.1
54.0	54.0	0.0	± 1.1
49.0	49.0	0.0	± 1.1
44.0	44.0	0.0	± 1.1
39.0	39.0	0.0	± 1.1
34.0	34.0	0.0	± 1.1
30.0	30.0	0.0	± 1.1
29.0	29.0	0.0	± 1.1
28.0	28.0	0.0	± 1.1
27.0	27.0	0.0	± 1.1
26.0	26.1	0.1	± 1.1
25.0	25.1	0.1	± 1.1

เอกสารไม่ควบคุม

Cert. No. : ACL24053
Job No. : VC67AC0034
Pages : 7 of 8

8. Level linearity including the level range control

Range	Anticipated Value (dB)	Measured Value (dB)	Deviated Value (dB)	Acceptance Limits (dB)
Auto	94.0	94.0	0.0	±1.1

9. Tone burst response

Time Weighting	Tone burst duration, Tb (ms)	Cycle	Anticipated Value (dB)	Measured Value (dB)	Deviated Value (dB)	Acceptance Limits (dB)
Fast	0.25	1	108.0	107.9	-0.1	1.5 ; -5.0
	2	8	117.0	116.9	-0.1	1.0 ; -2.5
	200	800	134.0	134.0	0.0	±1.0
Slow	2	8	108.0	108.0	0.0	1.5 ; -5.0
	200	800	127.6	127.6	0.0	±1.0
SEL	0.25	1	99.0	98.8	-0.2	1.5 ; -5.0
	2	8	108.0	107.9	-0.1	1.0 ; -2.5
	200	800	128.0	128.0	0.0	±1.0

10. Peak C sound level

Number of cycle in test signal	Anticipated Value (dB)	Measured Value, Lcpeak (dB)	Deviated Value (dB)	Acceptance Limits (dB)
Continuous	133.0	133.0	0.0	±3.0
One	136.4	136.3	-0.1	±3.0

Number of cycle in test signal	Anticipated Value (dB)	Measured Value (dB)	Deviated Value (dB)	Acceptance Limits (dB)
Continuous	133.0	133.0	0.0	±2.0
Positive half cycle	135.4	135.1	-0.3	±2.0
Negative half cycle	135.4	135.1	-0.3	±2.0

SITHIPORN ASSOCIATES CO., LTD.

CALIBRATION LABORATORY

451-451/1 Sirinthorn Road, Bangbumru, Bangplud, Bangkok, 10700 Thailand
Tel. +66 2433 8331 Email : calibration@sithiporn.com

SITHIPORN
associates



Cert. No. : ACL24053
Job No. : VC67AC0034
Pages : 8 of 8

11. Overload indication

Measured value (dB)		Deviated Value (dB)	Acceptance Limits (dB)
Positive one-half cycle	Negative one-half cycle		
89.6	89.6	0.0	±1.5

12. High level stability

Frequency Weighting	SLM Display at initial (dB)	SLM Display at final (dB)	Deviated Value (dB)	Acceptance Limits (dB)
A - weight	137.0	137.0	0.0	±0.3

The reported uncertainty is based on a standard uncertainty multiplied by coverage factor $k = 2$
or any value following calculation, providing a level of confidence of approximately 95 %

————— **End of Calibration Certificate** —————

เอกสารไม่ควบคุม

Cert. No. : ACL24102

Pages : 1 of 8

Calibration Certificate

Equipment : SOUND LEVEL METER
Manufacturer : RION
Model : NL-42 / Microphone UC-52 / Preamplifier NH-24
Serial No.: 01010784 / 194539 / 14662
ID No.: UAE.EFM.087/2565

Condition As Found : GOOD


Customer : UNITED ANALYST AND ENGINEERING CONSULTANT (UAE)
81 SOI UDOMSUK 41, SUKHUMVIT ROAD,
BANGCHAK SUB-DISTRICT,
PHRAKHANONG DISTRICT, BANGKOK 10260
THAILAND.

Location : -
Ambient Temperature : (23.0 \pm 3) °C
Pressure : (101.3 \pm 3) kPa
Relative Humidity : (50.0 \pm 20) %

Received Date : 18 JANUARY 2024
Calibration Date : 29-30 JANUARY 2024
Date of Issue : 02 FEBRUARY 2024

Calibrated by : Nathakorn Pisutpaisan

Approved by :



This certificate is issued in accordance with the requirements of ISO/IEC 17025 standard, may not be reproduced other than in full, except with the prior written approval of the head of Calibration Laboratory.

เอกสารไม่ควบคุม

SITHIPORN ASSOCIATES CO., LTD.

CALIBRATION LABORATORY

451-451/1 Sirinthorn Road, Bangbumru, Bangplud, Bangkok, 10700 Thailand
Tel. +66 2433 8331 Email : calibration@sithiporn.com



Cert. No. : ACL24102
Job No. : VC67AC0057
Pages : 2 of 8

Calibration Procedure : CP-AC-01

Calibration Method :

This equipment was calibrated by follow on IEC-61672-3 (2013) Standard for sound level meter (SLM).

The SLM had tests to Acoustical and Electrical signal tests of frequency weighting with Anechoic chamber and Reference Standard Instruments.

For tests results of each items were made by observation of each Instruments display and also with SLM's display.

Condition of this result of calibration :

1. Reference Standard Instruments :

<u>Instrument</u>	<u>Model</u>	<u>Serial No.</u>	<u>Cert. No.</u>	<u>Due Date</u>
Waveform Generator	33210A	MY48017076	EF-0009-23	07-FEB-24
Waveform Generator	33511B	MY52302742	EF-0010-23	07-FEB-24
Digital Multimeter	33461A	MY53220104	EEL.BP 30/0266	13-FEB-24
Digital Multimeter	33461A	MY53220076	EEL.BP 29/0266	13-FEB-24
Digital Multimeter	34461A	MY60024273	EEL.BP 31/0266	14-FEB-24
Programmable Attenuator	MAT-1070	62100114	EF-0011-23	08-FEB-24
Condenser Microphone	4180	2977900	AA-1001-23	14-FEB-24
Measuring Amplifier	NA-42KAI	34560495	AA-3002-23	14-FEB-24

2. This result of calibration was found accurate as shown on date and place of calibration for this calibrated item only.

3. This certificate is traceable to the international system of unit maintained at :

3.1 National Institute of Metrology (Thailand).

3.2 Thailand Institute of Scientific and Technological Research (TISTR).

เอกสารไม่ควบคุม

SITHIPORN ASSOCIATES CO., LTD.

CALIBRATION LABORATORY

451-451/1 Sirinthorn Road, Bangbumru, Bangplud, Bangkok, 10700 Thailand
Tel. +66 2433 8331 Email : calibration@sithiporn.com

SITHIPORN
associates



Cert. No. : ACL24102

Job No. : VC67AC0057

Pages : 3 of 8

Summary of Measurement Result :

Parameter	Uncertainty (dB)	Maximum-permitted uncertainty of measurement (dB)
1. Absolute sensitivity	0.2	N/A
2. Self-generated noise	0.2	N/A
3. Acoustical signal tests of frequency weightings		
125 Hz	0.3	0.6
1000 Hz	0.3	0.6
8000 Hz	0.3	0.7
4. Electrical signal tests of frequency weightings		
For 10 Hz to 4 kHz	0.3	0.6
For > 4 kHz to 10 kHz	0.3	0.7
For > 10 kHz to 20 kHz	-	1.0
5. Frequency and time weightings at 1 kHz	0.2	0.2
6. Long - term stability	0.1	0.1
7. Level linearity on the reference level range	0.2	0.3
8. Level linearity including the level range control	0.2	0.3
9. Tone burst response	0.2	0.3
10. Peak C sound level	0.2	0.35
11. Overload indication	0.2	0.25
12. High level stability	0.1	0.1

เอกสารนี้เป็นความลับ

Cert. No. : ACL24102

Job No. : VC67AC0057

Pages : 4 of 8

Result of calibration :

1. Absolute sensitivity

Reference Acoustic Signal (dB)	Measured Value (dB)	Deviation (dB)	Acceptance Limit (dB)
93.9 (93.98)	93.9	0.0	±0.3

2. Self-generated noise

2.1 Normal test

Measured Value (dB)
14.2

2.2 The microphone of the sound level meter was replaced by electrical signal input device.

Frequency Weighting	Measured value (dB)
A - weight	10.8
C - weight	17.2
Flat	22.9

3. Acoustical signal tests of frequency weightings

Meter free-field acoustic response at a level of 84 dB

Frequency (Hz)	Deviation from various frequency weighting response curve (dB)			
	Flat	C-weight	A-weight	Acceptance Limits
125	0.3	0.3	0.3	± 1.5
1000	0.0	0.0	0.0	± 1.0
8000	0.0	0.0	0.0	±5.0

SITHIPORN ASSOCIATES CO., LTD.

CALIBRATION LABORATORY

451-451/1 Sirinthorn Road, Bangbumru, Bangplud, Bangkok, 10700 Thailand
Tel. +66 2433 8331 Email : calibration@sithiporn.com

SITHIPORN
associates



Cert. No. : ACL24102

Job No. : VC67AC0057

Pages : 6 of 8

7. Level linearity on the reference level range

Anticipated Value (dB)	Measured Value (dB)	Deviated Value (dB)	Acceptance Limits (dB)
137.0	137.0	0.0	± 1.1
136.0	136.0	0.0	± 1.1
135.0	135.0	0.0	± 1.1
134.0	134.0	0.0	± 1.1
133.0	133.0	0.0	± 1.1
132.0	132.0	0.0	± 1.1
131.0	131.0	0.0	± 1.1
129.0	129.0	0.0	± 1.1
124.0	124.0	0.0	± 1.1
119.0	119.1	0.1	± 1.1
114.0	114.0	0.0	± 1.1
109.0	109.0	0.0	± 1.1
104.0	104.1	0.1	± 1.1
99.0	99.0	0.0	± 1.1
94.0	94.0	0.0	± 1.1
89.0	89.0	0.0	± 1.1
84.0	84.0	0.0	± 1.1
79.0	79.0	0.0	± 1.1
74.0	74.0	0.0	± 1.1
69.0	69.0	0.0	± 1.1
64.0	64.0	0.0	± 1.1
59.0	59.0	0.0	± 1.1
54.0	54.0	0.0	± 1.1
49.0	49.0	0.0	± 1.1
44.0	44.0	0.0	± 1.1
39.0	39.0	0.0	± 1.1
34.0	34.0	0.0	± 1.1
30.0	29.9	-0.1	± 1.1
29.0	29.0	0.0	± 1.1
28.0	28.0	0.0	± 1.1
27.0	26.9	-0.1	± 1.1
26.0	25.9	-0.1	± 1.1
25.0	24.9	-0.1	± 1.1

เอกสารนี้เป็นความลับ

SITHIPORN ASSOCIATES CO., LTD.

CALIBRATION LABORATORY

451-451/1 Sirinthorn Road, Bangbumru, Bangplud, Bangkok, 10700 Thailand
Tel. +66 2433 8331 Email : calibration@sithiporn.com

SITHIPORN
associates



Cert. No. : ACL24102
Job No. : VC67AC0057
Pages : 7 of 8

8. Level linearity including the level range control

Range	Anticipated Value (dB)	Measured Value (dB)	Deviated Value (dB)	Acceptance Limits (dB)
Auto	94.0	94.0	0.0	±1.1

9. Tone burst response

Time Weighting	Tone burst duration, Tb (ms)	Cycle	Anticipated Value (dB)	Measured Value (dB)	Deviated Value (dB)	Acceptance Limits (dB)
Fast	0.25	1	108.0	108.0	0.0	1.5 ; -5.0
	2	8	117.0	117.0	0.0	1.0 ; -2.5
	200	800	134.0	134.1	0.1	±1.0
Slow	2	8	108.0	108.0	0.0	1.5 ; -5.0
	200	800	127.6	127.6	0.0	±1.0
SEL	0.25	1	99.0	98.9	-0.1	1.5 ; -5.0
	2	8	108.0	108.0	0.0	1.0 ; -2.5
	200	800	128.0	128.1	0.1	±1.0

10. Peak C sound level

Number of cycle in test signal	Anticipated Value (dB)	Measured Value, Lcpeak (dB)	Deviated Value (dB)	Acceptance Limits (dB)
Continuous	133.0	133.0	0.0	±3.0
One	136.4	136.3	-0.1	±3.0

Number of cycle in test signal	Anticipated Value (dB)	Measured Value (dB)	Deviated Value (dB)	Acceptance Limits (dB)
Continuous	133.0	133.1	0.1	±2.0
Positive half cycle	135.4	135.2	-0.2	±2.0
Negative half cycle	135.4	135.2	-0.2	±2.0

เอกสารไม่ควบคุม

SITHIPORN ASSOCIATES CO., LTD.

CALIBRATION LABORATORY

451-451/1 Sirinthorn Road, Bangbumru, Bangplud, Bangkok, 10700 Thailand
Tel. +66 2433 8331 Email : calibration@sithiporn.com

SITHIPORN
associates



Cert. No. : ACL24102
Job No. : VC67AC0057
Pages : 8 of 8

11. Overload indication

Measured value (dB)		Deviated Value (dB)	Acceptance Limits (dB)
Positive one-half cycle	Negative one-half cycle		
89.5	89.5	0.0	±1.5

12. High level stability

Frequency Weighting	SLM Display at initial (dB)	SLM Display at final (dB)	Deviated Value (dB)	Acceptance Limits (dB)
A - weight	137.0	137.1	-0.1	±0.3

The reported uncertainty is based on a standard uncertainty multiplied by coverage factor $k = 2$
or any value following calculation, providing a level of confidence of approximately 95 %

————— End of Calibration Certificate —————

เอกสารไม่ควบคุม

Cert. No. : ACL24103

Pages : 1 of 8

Calibration Certificate

Equipment : SOUND LEVEL METER
Manufacturer : RION
Model : NL-42 / Microphone UC-52 / Preamplifier NH-24
Serial No.: 01010786 / 194541 / 14664
ID No.: UAE.EFM.089/2565

Condition As Found : GOOD


Customer : UNITED ANALYST AND ENGINEERING CONSULTANT (UAE)
81 SOI UDOMSUK 41, SUKHUMVIT ROAD,
BANGCHAK SUB-DISTRICT,
PHRAKHANONG DISTRICT, BANGKOK 10260
THAILAND.

Location : -
Ambient Temperature : (23.0 \pm 3) °C
Pressure : (101.3 \pm 3) kPa
Relative Humidity : (50.0 \pm 20) %

Received Date : 18 JANUARY 2024
Calibration Date : 29-30 JANUARY 2024
Date of Issue : 02 FEBRUARY 2024

Calibrated by : Nathakorn Pisutpaisan

Approved by :



This certificate is issued in accordance with the requirements of ISO/IEC 17025 standard, may not be reproduced other than in full, except with the prior written approval of the head of Calibration Laboratory.

เอกสารไม่ควบคุม

SITHIPORN ASSOCIATES CO., LTD.

CALIBRATION LABORATORY

451-451/1 Sirinthorn Road, Bangbumru, Bangplud, Bangkok, 10700 Thailand
Tel. +66 2433 8331 Email : calibration@sithiporn.com



Cert. No. : ACL24103
Job No. : VC67AC0057
Pages : 2 of 8

Calibration Procedure : CP-AC-01

Calibration Method :

This equipment was calibrated by follow on IEC-61672-3 (2013) Standard for sound level meter (SLM).

The SLM had tests to Acoustical and Electrical signal tests of frequency weighting with Anechoic chamber and Reference Standard Instruments.

For tests results of each items were made by observation of each Instruments display and also with SLM's display.

Condition of this result of calibration :

1. Reference Standard Instruments :

<u>Instrument</u>	<u>Model</u>	<u>Serial No.</u>	<u>Cert. No.</u>	<u>Due Date</u>
Waveform Generator	33210A	MY48017076	EF-0009-23	07-FEB-24
Waveform Generator	33511B	MY52302742	EF-0010-23	07-FEB-24
Digital Multimeter	33461A	MY53220104	EEL.BP 30/0266	13-FEB-24
Digital Multimeter	33461A	MY53220076	EEL.BP 29/0266	13-FEB-24
Digital Multimeter	34461A	MY60024273	EEL.BP 31/0266	14-FEB-24
Programmable Attenuator	MAT-1070	62100114	EF-0011-23	08-FEB-24
Condenser Microphone	4180	2977900	AA-1001-23	14-FEB-24
Measuring Amplifier	NA-42KAI	34560495	AA-3002-23	14-FEB-24

2. This result of calibration was found accurate as shown on date and place of calibration for this calibrated item only.

3. This certificate is traceable to the international system of unit maintained at :

3.1 National Institute of Metrology (Thailand).

3.2 Thailand Institute of Scientific and Technological Research (TISTR).

เอกสารนี้เป็นเอกสารของบริษัท

SITHIPORN ASSOCIATES CO., LTD.

CALIBRATION LABORATORY

451-451/1 Sirinthorn Road, Bangbumru, Bangplud, Bangkok, 10700 Thailand
Tel. +66 2433 8331 Email : calibration@sithiporn.com

SITHIPORN
associates



Cert. No. : ACL24103
Job No. : VC67AC0057
Pages : 3 of 8

Summary of Measurement Result :

Parameter	Uncertainty (dB)	Maximum-permitted uncertainty of measurement (dB)
1. Absolute sensitivity	0.2	N/A
2. Self-generated noise	0.2	N/A
3. Acoustical signal tests of frequency weightings		
125 Hz	0.3	0.6
1000 Hz	0.3	0.6
8000 Hz	0.3	0.7
4. Electrical signal tests of frequency weightings		
For 10 Hz to 4 kHz	0.3	0.6
For > 4 kHz to 10 kHz	0.3	0.7
For > 10 kHz to 20 kHz	-	1.0
5. Frequency and time weightings at 1 kHz	0.2	0.2
6. Long - term stability	0.1	0.1
7. Level linearity on the reference level range	0.2	0.3
8. Level linearity including the level range control	0.2	0.3
9. Tone burst response	0.2	0.3
10. Peak C sound level	0.2	0.35
11. Overload indication	0.2	0.25
12. High level stability	0.1	0.1

เอกสารไม่ควบคุม

Cert. No. : ACL24103

Job No. : VC67AC0057

Pages : 4 of 8

Result of calibration :

1. Absolute sensitivity

Reference Acoustic Signal (dB)	Measured Value (dB)	Deviation (dB)	Acceptance Limit (dB)
93.9 (93.98)	93.9	0.0	±0.3

2. Self-generated noise

2.1 Normal test

Measured Value (dB)
14.6

2.2 The microphone of the sound level meter was replaced by electrical signal input device.

Frequency Weighting	Measured value (dB)
A - weight	10.8
C - weight	17.3
Flat	23.1

3. Acoustical signal tests of frequency weightings

Meter free-field acoustic response at a level of 84 dB

Frequency (Hz)	Deviation from various frequency weighting response curve (dB)			
	Flat	C-weight	A-weight	Acceptance Limits
125	0.1	0.2	0.2	± 1.5
1000	0.1	0.1	0.1	± 1.0
8000	1.1	1.2	1.2	±5.0

Cert. No. : ACL24103
Job No. : VC67AC0057
Pages : 5 of 8

4. Electrical signal tests of frequency weightings

Weighting network response with relative to 1 kHz.

Frequency (Hz)	Deviation from various frequency weighting response curve (dB)			
	Flat	C-weight	A-weight	Acceptance Limits
63	0.0	-0.1	-0.1	±2.0
125	-0.1	0.0	0.0	±1.5
250	0.0	0.0	-0.1	±1.5
500	0.0	0.0	-0.1	±1.5
1000	0.0	0.0	0.0	±1.0
2000	0.0	0.0	0.0	±2.0
4000	0.0	0.0	0.0	±3.0
8000	0.0	0.1	0.1	±5.0

5. Frequency and time weightings at 1 kHz

5.1 Frequency weightings at 1 kHz

Frequency Weighting	Anticipated Value (dB)	Measured Value (dB)	Deviated Value (dB)	Acceptance Limits (dB)
A - weight	94.0	94.0	0.0	± 0.2
C - weight	94.0	94.0	0.0	± 0.2
Flat	94.0	94.0	0.0	± 0.2

5.2 Time weighting at 1 kHz

Frequency Weighting	Anticipated Value (dB)	Measured Value (dB)	Deviated Value (dB)	Acceptance Limits (dB)
Fast	94.0	94.0	0.0	± 0.1
Slow	94.0	94.0	0.0	± 0.1
Leq	94.0	94.0	0.0	± 0.1

6. Long - term stability

Frequency Weighting	SLM Display at initial (dB)	SLM Display at final (dB)	Deviated Value (dB)	Acceptance Limits (dB)
A - weight	94.0	94.0	0.0	± 0.3

เอกสารไม่ควบคุม

SITHIPORN ASSOCIATES CO., LTD.

CALIBRATION LABORATORY

451-451/1 Sirinthorn Road, Bangbumru, Bangplud, Bangkok, 10700 Thailand
Tel. +66 2433 8331 Email : calibration@sithiporn.com



Cert. No. : ACL24103

Job No. : VC67AC0057

Pages : 6 of 8

7. Level linearity on the reference level range

Anticipated Value (dB)	Measured Value (dB)	Deviated Value (dB)	Acceptance Limits (dB)
137.0	137.0	0.0	± 1.1
136.0	136.0	0.0	± 1.1
135.0	135.0	0.0	± 1.1
134.0	134.0	0.0	± 1.1
133.0	133.0	0.0	± 1.1
132.0	132.0	0.0	± 1.1
131.0	131.0	0.0	± 1.1
129.0	129.0	0.0	± 1.1
124.0	124.0	0.0	± 1.1
119.0	119.0	0.0	± 1.1
114.0	114.0	0.0	± 1.1
109.0	109.0	0.0	± 1.1
104.0	104.0	0.0	± 1.1
99.0	99.0	0.0	± 1.1
94.0	94.0	0.0	± 1.1
89.0	89.0	0.0	± 1.1
84.0	84.1	0.1	± 1.1
79.0	79.0	0.0	± 1.1
74.0	74.1	0.1	± 1.1
69.0	69.0	0.0	± 1.1
64.0	64.0	0.0	± 1.1
59.0	59.0	0.0	± 1.1
54.0	54.0	0.0	± 1.1
49.0	49.0	0.0	± 1.1
44.0	44.0	0.0	± 1.1
39.0	39.0	0.0	± 1.1
34.0	34.0	0.0	± 1.1
30.0	30.0	0.0	± 1.1
29.0	29.0	0.0	± 1.1
28.0	28.0	0.0	± 1.1
27.0	27.0	0.0	± 1.1
26.0	26.0	0.0	± 1.1
25.0	25.0	0.0	± 1.1

เอกสารไม่ควบคุม

Cert. No. : ACL24103
Job No. : VC67AC0057
Pages : 7 of 8

8. Level linearity including the level range control

Range	Anticipated Value (dB)	Measured Value (dB)	Deviated Value (dB)	Acceptance Limits (dB)
Auto	94.0	94.0	0.0	±1.1

9. Tone burst response

Time Weighting	Tone burst duration, Tb (ms)	Cycle	Anticipated Value (dB)	Measured Value (dB)	Deviated Value (dB)	Acceptance Limits (dB)
Fast	0.25	1	108.0	107.9	-0.1	1.5 ; -5.0
	2	8	117.0	117.0	0.0	1.0 ; -2.5
	200	800	134.0	134.0	0.0	±1.0
Slow	2	8	108.0	108.0	0.0	1.5 ; -5.0
	200	800	127.6	127.6	0.0	±1.0
SEL	0.25	1	99.0	98.9	-0.1	1.5 ; -5.0
	2	8	108.0	108.0	0.0	1.0 ; -2.5
	200	800	128.0	128.0	0.0	±1.0

10. Peak C sound level

Number of cycle in test signal	Anticipated Value (dB)	Measured Value, Lcpeak (dB)	Deviated Value (dB)	Acceptance Limits (dB)
Continuous	133.0	133.0	0.0	±3.0
One	136.4	136.0	-0.4	±3.0

Number of cycle in test signal	Anticipated Value (dB)	Measured Value (dB)	Deviated Value (dB)	Acceptance Limits (dB)
Continuous	133.0	133.0	0.0	±2.0
Positive half cycle	135.4	135.1	-0.3	±2.0
Negative half cycle	135.4	135.1	-0.3	±2.0

SITHIPORN ASSOCIATES CO., LTD.

CALIBRATION LABORATORY

451-451/1 Sirinthorn Road, Bangbumru, Bangplud, Bangkok, 10700 Thailand
Tel. +66 2433 8331 Email : calibration@sithiporn.com

SITHIPORN
associates



Cert. No. : ACL24103
Job No. : VC67AC0057
Pages : 8 of 8

11. Overload indication

Measured value (dB)		Deviated Value (dB)	Acceptance Limits (dB)
Positive one-half cycle	Negative one-half cycle		
89.6	89.6	0.0	±1.5

12. High level stability

Frequency Weighting	SLM Display at initial (dB)	SLM Display at final (dB)	Deviated Value (dB)	Acceptance Limits (dB)
A - weight	137.0	137.0	0.0	±0.3

The reported uncertainty is based on a standard uncertainty multiplied by coverage factor $k = 2$
or any value following calculation, providing a level of confidence of approximately 95 %

————— End of Calibration Certificate —————

เอกสารไม่ควบคุม

Certificate of Calibration

Customer

Name : UNITED ANALYST AND ENGINEERING CONSULTANT
CO.,LTD.
Address : 81 Soi Udomsuk 41, Sukhumvit Road, Bangchak, Prakanong,
Bangkok 10260

Certificate No : 23-LXM-170

Request No : Req-2023-0980

Page : 1/2

Unit Under Calibration Details

Instrument Name : Digital Lux Meter
Manufacturer : EXTECH
Model : 407026
Serial Number : A052206
Resolution : 1 lx
ID Number : UAE.EFM.172/2564

Range Calibration : 2000 , 20000 lx

Intrument Status : Used

Calibration Environment and Details

Temperature : 25 °C ± 2 °C
Humidity : 60 %RH ± 20 %RH
Received Date : 09 May 2023
Calibrated Date : 19 May 2023

Calibration Procedure : The measurement was done in accordance with CP-LXM-01

Reference Standard : Photometer and Illuminance Sensor, Serial No.: 30662/2, 30592/2, which was calibrated on 11 November 2022,
Certificate No.: TP-1027-22

Traceability : This Certificate is traceable to International System of Unit (SI) Unit through National Institute of
Metrology (Thailand)

Note

The reported uncertainty is based on a standard uncertainty multiplied by the Coverage Factor $k = 2$, providing a level of confidence approximately 95 %.

Approved By :

Calibration Engineer Supervisor

Issue Date :

19 May 2023

Calibration Note

UUC Adjustment : Zero adjustment before use

Certificate No : 23-LXM-170

Request No : Req-2023-0980

Page : 2/2

Result of Calibration :

UUC Range (Ix)	Standard (Ix)	UUC Reading (Ix)	Correction (Ix)	Uncertainty (± Ix)
2000	*0	0	0	0.0058
	50	50	0	2.2 % of Reading
	100	101	-1	2.2 % of Reading
	200	202	-2	2.2 % of Reading
	300	302	-2	2.2 % of Reading
	400	404	-4	2.2 % of Reading
	600	607	-7	2.2 % of Reading
	800	809	-9	2.2 % of Reading
	1000	1012	-12	2.2 % of Reading
	1200	1211	-11	2.2 % of Reading
	1400	1413	-13	2.2 % of Reading
	1600	1616	-16	2.2 % of Reading
	1800	1809	-9	2.2 % of Reading
	2000	1990	10	2.2 % of Reading
20000	3000	2980	20	2.2 % of Reading
	4000	3960	40	2.2 % of Reading
	5000	4960	40	2.2 % of Reading

* Indicates non accredited

End of Certificate

Calibrated By :

me

Mr. Noppadon Luangart

Certificate of Calibration

Customer

Name : UNITED ANALYST AND ENGINEERING
CONSULTANT CO.,LTD.

Address : 81 Soi Udomsuk 41, Sukhumvit Road, Bangchak, Prakanong,
Bangkok 10260

Certificate No : 23-TPM-253

Request No : Req-2023-0955

Page : 1/2

Unit Under Calibration Details

Calibration Parameter : Temperature

Instrument Name : Thermal Environment Monitor

Manufacturer : 3M

Model : QT-32

Serial Number : TPQ020025

Resolution : 0.1 °C

ID Number : UAE.EFM.008/2559

Range Calibration : 20 °C to 60 °C

Type of Sensor : RTD

Sensor Diameter (mm) : 4.5

Calibration Position (mm) : 67.5

Intrument Status : Used

Calibration Environment and Details

Temperature : 23 °C ± 3 °C

Humidity : 55 %RH ± 15 %RH

Received Date : 4 May 2023

Calibrated Date : 12 May 2023

Calibration Procedure : In-house method CP-TPM-01 by Comparison with Standard Thermometer.

Reference Standard : Digital Thermometer with Sensor, Manufacturer: GINGO/GINGO, Model: GT11/ RTD100, SN:
08000057, ID: 02-TPM Which was calibrated on 27 Febuary 2023, Calibration Certificate No. : QR23-
0494

Traceability : This Certificate is traceable to SI Unit through Quality Reborn Co., Ltd., NSC-ONSC Accreditation No.:
Calibration 0292

Note

The reported uncertainty is based on standard uncertainty multiplied by the Coverage Factor $k=2$, providing a level of confidence approximately 95 %.

Approved By :

Technical Manager

Issue Date :

12 May 2023

Calibration Note

UUC Adjustment : Not Adjust

Certificate No : 23-TPM-253

Request No : Req-2023-0955

Page : 2/2

Result of Calibration :

UUC Sensor	Standard Temperature (°C)	UUC Reading (°C)	Correction (°C)	Uncertainty (± °C)
WET	20.031	20.1	- 0.1	0.13
	25.033	25.1	- 0.1	0.13
	30.036	30.1	- 0.1	0.13
	35.039	35.1	- 0.1	0.13
	40.040	40.1	- 0.1	0.13
	45.042	45.1	- 0.1	0.13
	50.045	50.1	- 0.1	0.13
	60.050	60.1	- 0.1	0.13
DRY	20.033	20.0	0.0	0.13
	25.034	25.0	0.0	0.13
	30.034	30.0	0.0	0.13
	35.036	35.0	0.0	0.13
	40.040	40.0	0.0	0.13
	45.044	45.0	0.0	0.13
	50.042	50.0	0.0	0.13
	60.048	60.0	0.0	0.13
GLOBE	20.032	20.1	- 0.1	0.13
	25.034	25.1	- 0.1	0.13
	30.034	30.1	- 0.1	0.13
	35.037	35.1	- 0.1	0.13
	40.038	40.0	0.0	0.13
	45.039	45.0	0.0	0.13
	50.044	50.0	0.0	0.13
	60.047	60.0	0.0	0.13

End of Certificate

Calibrated By :



Certificate of Calibration

Customer

Name : UNITED ANALYST AND ENGINEERING
CONSULTANT CO.,LTD.
Address : 81 Soi Udomsuk 41, Sukhumvit Road, Bangchak, Prakanong,
Bangkok 10260

Certificate No : 24-TPM-047

Request No : Req-2023-2686

Page : 1/2

Unit Under Calibration Details

Calibration Parameter	: Temperature	Range Calibration	: 20 °C to 60 °C
Instrument Name	: Thermal Environment Monitor	Type of Sensor	: RTD
Manufacturer	: TSI QUEST	Sensor Diameter (mm)	: 4.5
Model	: QT-34	Calibration Position (mm)	: 67.5
Serial Number	: TEG100075	Instrument Status	: Used
Resolution	: 0.1 °C		
ID Number	: UAE.EMA2.056/2552		

Calibration Environment and Details

Temperature : 23 °C ± 3 °C
Humidity : 55 %RH ± 15 %RH
Received Date : 21 December 2023
Calibrated Date : 23 January 2024
Calibration Procedure : In-house method CP-TPM-01 by Comparison with Standard Thermometer.

Reference Standard : Digital Thermometer with Sensor, Manufacturer: GINGO/GINGO, Model: GT11/ RTD100, SN:
08000057, ID: 02-TPM Which was calibrated on 27 Febuary 2023, Calibration Certificate No. : QR23-
0494

Traceability : This Certificate is traceable to SI Unit through Quality Reborn Co., Ltd., NSC-ONSC Accreditation No.:
Calibration 0292

Note

The reported uncertainty is based on standard uncertainty multiplied by the Coverage Factor $k=2$, providing a level of confidence approximately 95 %.

Approved By :



Technical Manager

Issue Date :

23 January 2024

Calibration Note

UUC Adjustment : Not Adjust

Certificate No : 24-TPM-047

Request No : Req-2023-2686

Page : 2/2

Result of Calibration :

UUC Sensor	Standard Temperature (°C)	UUC Reading (°C)	Correction (°C)	Uncertainty (± °C)
WET	20.031	20.3	- 0.3	0.13
	25.032	25.3	- 0.3	0.13
	30.033	30.3	- 0.3	0.13
	35.037	35.3	- 0.3	0.13
	40.039	40.3	- 0.3	0.13
	45.040	45.3	- 0.3	0.13
	50.043	50.3	- 0.3	0.13
	60.046	60.3	- 0.3	0.13
DRY	20.031	20.2	- 0.2	0.13
	25.033	25.2	- 0.2	0.13
	30.035	30.2	- 0.2	0.13
	35.035	35.2	- 0.2	0.13
	40.038	40.2	- 0.2	0.13
	45.042	45.2	- 0.2	0.13
	50.042	50.2	- 0.2	0.13
	60.046	60.2	- 0.2	0.13
GLOBE	20.032	20.2	- 0.2	0.13
	25.033	25.2	- 0.2	0.13
	30.035	30.2	- 0.2	0.13
	35.037	35.2	- 0.2	0.13
	40.037	40.2	- 0.2	0.13
	45.039	45.2	- 0.2	0.13
	50.044	50.2	- 0.2	0.13
	60.046	60.2	- 0.2	0.13

End of Certificate

Calibrated By :



Certificate of Calibration

Customer

Name : UNITED ANALYST AND ENGINEERING
CONSULTANT CO.,LTD.
Address : 81 Soi Udomsuk 41, Sukhumvit Road, Bangchak, Prakanong,
Bangkok 10260

Certificate No : 24-TPM-049

Request No : Req-2023-2691

Page : 1/2

Unit Under Calibration Details

Calibration Parameter	: Temperature	Range Calibration	: 20 °C to 60 °C
Instrument Name	: Thermal Environment Monitor	Type of Sensor	: RTD
Manufacturer	: TSI QUEST	Sensor Diameter (mm)	: 4.5
Model	: QT-32	Calibration Position (mm)	: 67.5
Serial Number	: TPT030007	Instrument Status	: Used
Resolution	: 0.1 °C		
ID Number	: UAE.EFM.218/2562		

Calibration Environment and Details

Temperature : 23 °C ± 3 °C
Humidity : 55 %RH ± 15 %RH
Received Date : 21 December 2023
Calibrated Date : 23 January 2024
Calibration Procedure : In-house method CP-TPM-01 by Comparison with Standard Thermometer.

Reference Standard : Digital Thermometer with Sensor, Manufacturer: GINGO/GINGO, Model: GT11/ RTD100, SN:
08000057, ID: 02-TPM Which was calibrated on 27 Febuary 2023, Calibration Certificate No. : QR23-
0494

Traceability : This Certificate is traceable to SI Unit through Quality Reborn Co., Ltd., NSC-ONSC Accreditation No.:
Calibration 0292

Note

The reported uncertainty is based on standard uncertainty multiplied by the Coverage Factor $k=2$, providing a level of confidence approximately 95 %.

Approved By :

Technical Manager

Issue Date :

23 January 2024



Calibration Note

UUC Adjustment : Not Adjust

Certificate No : 24-TPM-043

Request No : Req-2023-2688

Page : 2/2

Result of Calibration :

UUC Sensor	Standard Temperature (°C)	UUC Reading (°C)	Correction (°C)	Uncertainty (± °C)
WET	20.031	20.0	0.0	0.13
	25.033	25.0	0.0	0.13
	30.035	30.0	0.0	0.13
	35.036	35.0	0.0	0.13
	40.039	40.0	0.0	0.13
	45.041	45.1	- 0.1	0.13
	50.044	50.1	- 0.1	0.13
	60.047	60.1	- 0.1	0.13
DRY	20.031	20.0	0.0	0.13
	25.032	25.0	0.0	0.13
	30.036	30.0	0.0	0.13
	35.037	35.0	0.0	0.13
	40.038	40.0	0.0	0.13
	45.039	45.1	- 0.1	0.13
	50.041	50.1	- 0.1	0.13
	60.046	60.1	- 0.1	0.13
GLOBE	20.032	20.0	0.0	0.13
	25.033	25.0	0.0	0.13
	30.033	30.0	0.0	0.13
	35.036	35.0	0.0	0.13
	40.039	40.0	0.0	0.13
	45.040	45.1	- 0.1	0.13
	50.044	50.1	- 0.1	0.13
	60.046	60.1	- 0.1	0.13

End of Certificate

Calibrated By :



Envi Equipment Service Co., Ltd.

110/254 Moo 3, Tumbon Bang Rak Phatthana, Amphur Bang Bua Thong, Nonthaburi 11110

Tel. 098 362 9152, 089 478 7885

E-mail: sales@envi-ees.com

Certificate No. : E23-08066

Page : 1 of 6

CERTIFICATE OF CALIBRATION

Customer : United Analyst and Engineering Consultant Co., Ltd.

Address : 81 Soi Udomsuk 41, Sukhumvit Road, Bangchak, Phrakhanong, Bangkok 10260

Description of Equipment : Console meter

Manufacturer : Apex Instrument

Model Number : XC-572-V

Serial Number : 1904011

ID./Control No. : -

Environment Conditions : Temperature (25 ± 2) °C
Humidity (50 ± 15) % RH

Cal. Date : 05/08/2023

Issue Date : 05/08/2023

Calibration Method or Calibration Procedure Used

US EPA Method (United State Environmental Protection Agency)

This certificate is traceable to national standard, which realize the units of measurement according to the International System of Units (IS).

Result of Calibration

This certificate may not be reproduced other than in full except with prior Written approval of the Technical Manager, Envi Equipment Service Company Limited.

These reported uncertainties of measurement are expanded by a coverage factor of k=2, providing a 95% confidence level

Calibrated by : Mr. Sanya Sangnil

Approved by : [Redacted]

Technical Manager



เอกสารไม่ควบคุม

METHOD 5 CONSOLE CALIBRATION USING REFERENCE WET GAS METER W-NK-2.5-B-Z No.547425 5-POINT METRIC UNIT

Meter Console Information		Calibration Conditions				Factors/Conversions		
Console Model Number	XC-572-V	Date	Time	05/08/2023	09:50 AM	Std Temp	293	K
Console Serial Number	1904011	Calibration Reference No.		SER23-08027		Std Press	760	mm Hg
DGM Model Number	SK25EX	Barometric Pressure		758.99		K ₁	0.386	
DGM Serial Number	00004114	Calibration Meter Gamma		0.999		Console Leak Check		PASS

Calibration Data									
Run Time	Metering Console					Calibration Meter			
Elapsed	DGM Orifice DH	Volume Initial	Volume Final	Outlet Temp Initial	Outlet Temp Final	Volume Initial	Volume Final	Outlet Temp Initial	Outlet Temp Final
(Q)	(P _m)	(V _{mi})	(V _{mf})	(t _{mi})	(t _{mf})	(V _{wi})	(V _{wf})	(t _{wi})	(t _{wf})
min	mm H ₂ O	m ³	m ³	°C	°C	m ³	m ³	°C	°C
12.35	13.0	1342.996	1343.136	29	29	155.32046	155.46168	27	27
12.42	13.0	1343.136	1343.276	29	29	155.46168	155.60264	27	27
8.80	26.0	1343.282	1343.422	29	29	155.60872	155.75014	27	27
8.80	26.0	1343.422	1343.562	30	30	155.75014	155.89098	26	26
13.95	40.0	1343.569	1343.849	30	30	155.89796	156.17902	26	26
13.95	40.0	1343.849	1344.129	31	31	156.17902	156.45838	26	26
10.50	70.0	1344.138	1344.418	31	31	156.46734	156.74556	26	26
10.47	70.0	1344.418	1344.698	32	32	156.74556	157.02264	26	26
9.12	90.0	1344.711	1344.991	32	32	157.03528	157.31088	26	26
9.12	90.0	1344.991	1345.271	32	32	157.31088	157.58638	25	25

Envl Equipment Service Co.



เอกสารไม่ควบคุม

**METHOD 5 CONSOLE CALIBRATION
USING REFERENCE WET GAS METER W-NK-2.5-B-Z No.547425
5-POINT METRIC UNIT**

Meter Console Information		Calibration Conditions				Factors/Conversions		
Console Model Number	XC-572-V	Date	Time	05/08/2023	09:50 AM	Std Temp	293	K
Console Serial Number	1904011	Calibration Reference No.		SER23-08027		Std Press	760	mm Hg
DGM Model Number	SK25EX	Barometric Pressure		758.99		K ₁	0.386	
DGM Serial Number	00004114	Calibration Meter Gamma		0.999		Console Leak Check		PASS

Calibration Data								
Results								
Standardized Data				Dry Gas Meter				
Dry Gas Meter		Calibration Meter		Calibration Factor		Flowrate		
(V _{m(std)})	(Q _{m(std)})	(V _{w(std)})	(Q _{w(std)})	Value	Variation	Std & Corr	.0212 m ³ _{std} /min	Variation
m ³	m ³ /min	m ³	m ³ /min	(Y)	(ΔY)	(Q _{m(std)(corr)})	(ΔH@)	(ΔH@)
						m ³ /min	mm H ₂ O	
0.137	0.011	0.138	0.011	1.006	0.014	0.011	46.171	-0.333
0.137	0.011	0.137	0.011	1.005	0.012	0.011	46.843	0.339
0.137	0.016	0.138	0.016	1.007	0.014	0.016	46.870	0.366
0.137	0.016	0.138	0.016	1.002	0.010	0.016	47.099	0.595
0.275	0.020	0.275	0.020	0.999	0.006	0.020	45.847	-0.657
0.275	0.020	0.273	0.020	0.993	0.000	0.020	46.407	-0.097
0.276	0.026	0.272	0.026	0.986	-0.007	0.026	46.656	0.152
0.276	0.026	0.271	0.026	0.982	-0.011	0.026	46.743	0.239
0.276	0.030	0.269	0.030	0.975	-0.018	0.030	46.263	-0.241
0.277	0.030	0.270	0.030	0.974	-0.018	0.030	46.142	-0.362
				0.993	Y Average		46.504	ΔH@ Average

Note: For Calibration Factor Y, the ratio of the reading of the calibration meter to the dry gas meter, acceptable tolerance of individual values from the average is ± 0.02 .

For $\Delta H@$, orifice pressure differential that equates to 0.75 cfm (0.0212 m³/min) at standard temperature and pressure, acceptable tolerance of individual values from the average is ± 0.2 inches (5.1mm) H₂O.

Envi Equipment Service Co.



เอกสารไม่ควบคุม

Meter Console Information	
Console Model Number	XC-572-V
Console Serial Number	1904011
DGM Model Number	SK25EX
DGM Serial Number	00004114

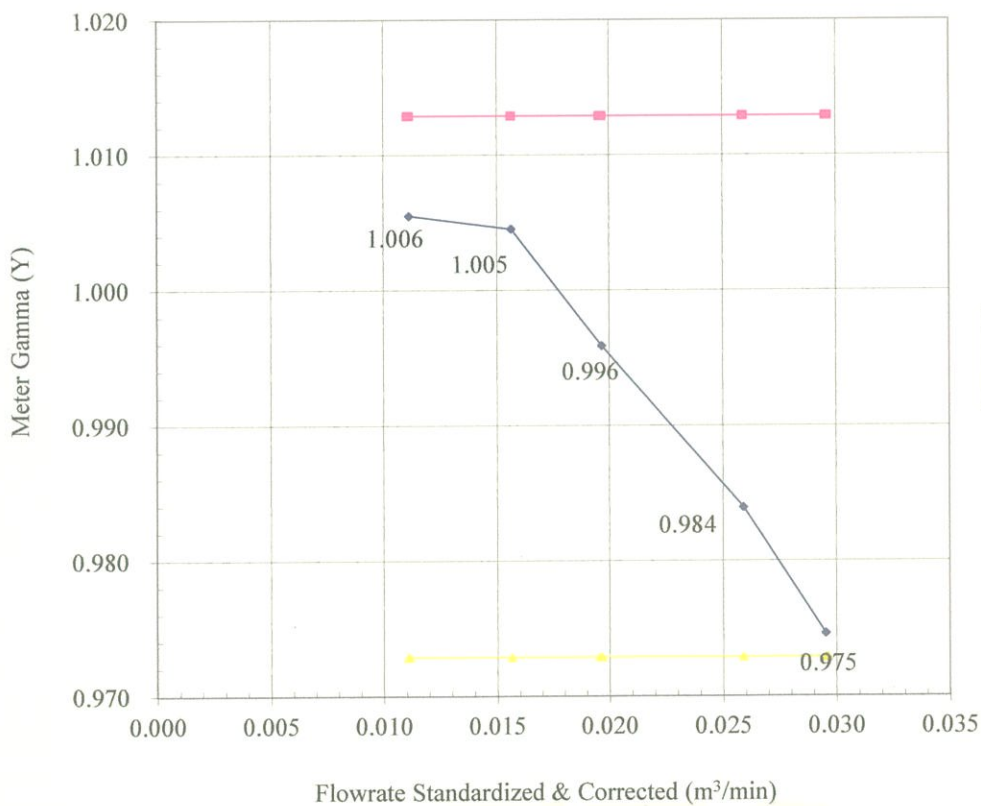
Calibration Conditions			
Date	Time	05/08/2023	09:50 AM
Calibration Reference No.	SER23-08027		
Barometric Pressure	758.99	mmHg	
Calibration Meter Gamma	0.999		

Factors/Conversions		
Std Temp	293	K
Std Press	760	mm Hg
K ₁	0.386	
Console Leak Check	PASS	

Calibration Date: 5-8-2023

Calibration Reference No: SER23-08027

Meter Gamma vs Flowrate



Console Serial: 1904011

Console Model: XC-572-V



เอกสารไม่ควบคุม

Meter Console Information	
Console Model Number	XC-572-V
Console Serial Number	1904011
DGM Model Number	SK25EX
DGM Serial Number	00004114

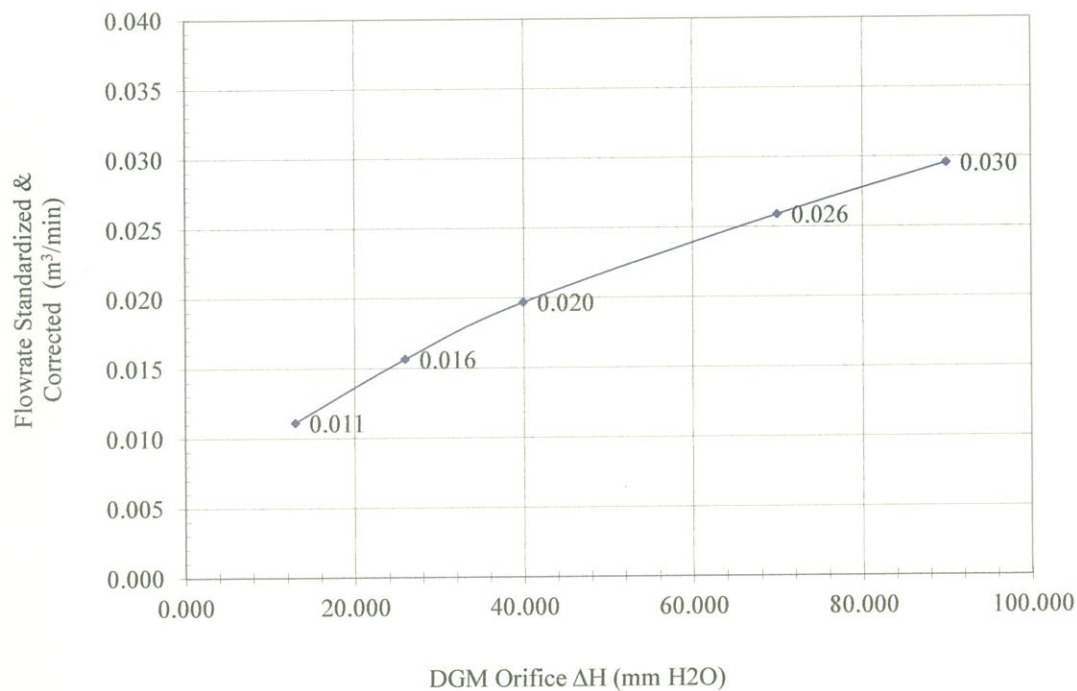
Calibration Conditions			
Date	Time	05/08/2023	09:50 AM
Calibration Reference No.		SER23-08027	
Barometric Pressure		758.99	mmHg
Calibration Meter Gamma		0.999	

Factors/Conversions		
Std Temp	293	K
Std Press	760	mm Hg
K ₁	0.386	
Console Leak Check		PASS

Calibration Date: 5-8-2023

Calibration Reference No: SER23-08027

Meter Pressure vs Flowrate



Console Serial: 1904011

Console Model: XC-572-V

Envl Equipment Service Co.



เอกสารไม่ควบคุม

THERMOCOUPLES SYSTEM CALIBRATION

Sampling System Equipment Information	
Console Model Number	XC-572-V
Console Serial Number	1904011
DGM Model Number	SK25EX
DGM Serial Number	00004114
Meter Box Model Number	JENCO 765 KF
Meter Box Serial Number	JC 17215

Calibration Conditions			
Date	Time	05/08/2023	12:10 PM
Calibration Reference No.	SER23-08027		
Reference Thermometer	DIGICON		
Serial Number	183169105		

Results											
Console Thermocouple Simulator											
Channel and test point	Meter Box Channel Temperature Reading (°C)										
	-18.0	25.0	38.0	93.0	149.0	260.0	371.0	482.0	593.0	816.0	1038.0
Stack	-17.0	25.0	37.0	93.0	149.0	258.0	370.0	481.0	592.0	814.0	1037.0
Aux	-16.0	25.0	37.0	93.0	149.0						
Probe	-17.0	24.0	37.0	93.0	149.0						
Filter	-16.0	24.0	37.0	93.0	149.0						
Oven	-16.0	24.0	37.0	93.0	149.0						
Exit	-16.0	24.0	37.0								

Tolerance Range

Stack ± 1.50% Absolute
 Probe ± 3.0 °C
 Filter ± 3.0 °C

Meter ± 3.0 °C
 Exit ± 2.0 °C

EES

Envi Equipment Service Co., Ltd.



เอกสารไม่ควบคุม

Certificate No: G 660354

Date of issue : 20-Jun-23

Instrument description : Flue gas Analyzer
Instrument model : Testo 350 New
Instrument serial no. : 60899615
ID no. or control no. : UAE.EFM. 006/2560
Manufacturer : Testo SE & Co. KGaA
Probe description : -
Probe model : -
Probe serial : -
Customer name : United Analyst and Engineering Consultant Co., Ltd.
Customer address : 81 Soi Udomsuk 41, Sukhumvit Rd., Bangchak, Phrakhanong, Bangkok 10260

Total pages of certificate : 3 Pages
Receiving no. : L-231754
Receiving date. : 20-Jun-23
Parameter of calibration : Gas Calibration(Oxygen 2.498,10.04,21.02 %vol, Carbon Monoxide 80.14,309.9,1003 ppm, Nitrogen Dioxide 30.34,80.96,202.2 ppm, Nitric Oxide 30.01,151.5,320.6 ppm, Sulphur Dioxide 50.04,100.8,601.1 ppm)
Condition of UUC. : Used
Ambient condition : All of the Measurement were carried out the stabilized laboratory
Temperature : 23 ± 5 °C
Humidity : 55 ± 15 %RH
Calibration place : 17/121 Soi Ngamwongwan 47 Yaek 48, Toongsonghong, Laksi, Bangkok 10210
Calibration procedure no. : This instrument was calibrated by comparison with Standard gas mixture according to calibration work instruction no. WI-CL-28-C

The calibration certificate expanded uncertainty of measurement is stated as the standard uncertainty of measurement Multiplied by coverage factor k=2, which for a normal distribution corresponds to a coverage probability of approximately 95%.

This certificate is applied only to item under test Environmental condition.


This Calibration Certificate may not be reproduced other than in full except with the permission of the issuing laboratory. Calibration certificates without signature and seal not valid and The results relate only to the items tested/calibrated.

This calibration certificate documents are traceability to national standards, which realize measurement according to the International System of Units (SI).

Date of calibration : 20-Jun-23



Calibration Technician



Technical Manager

Standard References (Table 1)

Standard	Certificate No.	Vendor	Due date
Oxygen (O ₂) 2.498 % Vol	4219/21	Linde	30-Sep-25
Oxygen (O ₂) 10.04 % Vol	CG-0153-21	Nimt	18-Nov-26
Oxygen (O ₂) 21.02 % Vol	CG-0041-22	Nimt	10-Feb-27
Carbon monoxide (CO) 80.14 ppm	CG-0040-22	Nimt	14-Feb-27
Carbon monoxide (CO) 309.9 ppm	2803/21	Linde	22-Jun-23
Carbon monoxide (CO) 1003 ppm	45513	Linde	09-Aug-24
Nitrogen Dioxide (NO ₂) 30.34 ppm	2703/22	Nimt	22-Aug-24
Nitrogen Dioxide (NO ₂) 80.96 ppm	3240/21	Linde	26-Jun-24
Nitrogen Dioxide (NO ₂) 202.2 ppm	3239/21	Linde	20-Jul-23
Nitric Oxide (NO) 30.01 ppm	CG-0014-23	Nimt	19-Feb-25
Nitric Oxide (NO) 151.5 ppm	0161/23	Linde	22-Jan-25
Nitric Oxide (NO) 320.6 ppm	2944/21	Linde	02-Jul-23
Sulphur Dioxide (SO ₂) 50.04 ppm	3205/21	Linde	25-Jul-23
Sulphur Dioxide (SO ₂) 100.8 ppm	3507/22	Linde	09-Nov-24
Sulphur Dioxide (SO ₂) 601.1 ppm	3204/21	Linde	20-Jul-23

Measured room conditions

Temperature : 22.7 °C Humidity : 67.8 %RH Pressure : 1005.1 mbar

Calibration conditions

Gas Temperature : 23 °C Flow rate : 1,200 ml/min Gas pressure : 1020.2 mbar

Calibration Results (before adjustment) (Table 2)

Parameter of Standard	Standard Values	Mean of UUC	Error	Uncertainty (±)
O ₂ (%Vol)	2.498	2.56	0.062	0.15
O ₂ (%Vol)	10.04	10.11	0.07	0.20
O ₂ (%Vol)	21.02	21.10	0.08	0.30
CO (ppm)	80.14	78	-2.14	3.0
CO (ppm)	309.9	297	-12.9	6.0
CO (ppm)	1003	965	-38	12
NO ₂ (ppm)	30.34	27.9	-2.44	8.0
NO ₂ (ppm)	80.96	81.3	0.34	8.0
NO ₂ (ppm)	202.2	205.3	3.1	12
NO (ppm)	30.01	27	-3.01	8.0
NO (ppm)	151.5	143	-8.5	8.0
NO (ppm)	320.6	294	-26.6	12
SO ₂ (ppm)	50.04	53	2.96	6.0
SO ₂ (ppm)	100.8	111	10.2	6.0
SO ₂ (ppm)	601.1	665	63.9	13

Calibration Results (after adjustment) (Table 3)

Parameter of Standard	Standard Values	Mean of UUC	Error	Uncertainty (±)
O2 (%Vol)	2.498	2.56	0.062	0.15
O2 (%Vol)	10.04	10.11	0.07	0.20
O2 (%Vol)	21.02	21.10	0.08	0.30
CO (ppm)	80.14	81	0.86	3.0
CO (ppm)	309.9	309	-0.9	6.0
CO (ppm)	1003	1001	-2	12
NO2 (ppm)	30.34	27.9	-2.44	8.0
NO2 (ppm)	80.96	81.3	0.34	8.0
NO2 (ppm)	202.2	205.3	3.1	12
NO (ppm)	30.01	32	1.99	8.0
NO (ppm)	151.5	155	3.5	8.0
NO (ppm)	320.6	318	-2.6	12
SO2 (ppm)	50.04	50	-0.04	6.0
SO2 (ppm)	100.8	100	-0.8	6.0
SO2 (ppm)	601.1	598	-3.1	13

Remark : 1 cmol/mol = 1 %vol. , 1 µmol/mol = 1 ppm.

End of Report

ภาคผนวก จ

ผลการควบคุมคุณภาพในการเก็บและตรวจวิเคราะห์ตัวอย่าง

RESULTS OF QUALITY ASSURANCE AND QUALITY CONTROL IN THE LABORATORY OF WASTEWATER FOR PTTLNG COMPANY LIMITED
PROJECT : AUDIT MITIGATION AND ENVIRONMENTAL MONITORING MEASURES DURING PTTLNG RECEIVING TERMINAL OPERATION

SAMLING DATE : APRIL 19 ,2024

PARAMETER	UNIT	DETECTION LIMIT	METHOD BLANK	T24A1206-0003			LABORATORY FORTIFIED BLANK (LFB)	
				DUPLICATE			NOMINAL	MEASURED
				1	2	RPD		
BIOCHEMICAL OXYGEN DEMAND	mg/L	2.0	<2.0	ND	ND	-	198.0	204
ACCEPTABLE LIMIT						≤20	198.0±30.5 (167.5 - 228.5)	

พารามิเตอร์	หน่วย	DETECTION LIMIT	METHOD BLANK	T24A1190-0002			QC STANDARD		
				DUPLICATE			NOMINAL	MEASURED	%RECOVERY
				1	2	RPD			
TOTAL SUSPENDED SOLIDS	mg/L	5.0	< 2.0	245	238	2.90	100	98.0	98.0
ACCEPTABLE LIMIT						≤10			90-110

PARAMETER	UNIT	DETECTION LIMIT	METHOD BLANK	T24A1172-0004			LABORATORY FORTIFIED BLANK (LFB)		
				DUPLICATE			NOMINAL	MEASURED	%RECOVERY
				1	2	RPD			
TOTAL DISSOLVED SOLIDS	mg/L	25	< 25	198	194	2.04	50	51	102
ACCEPTABLE LIMIT						≤ 10			90-110

PARAMETER	UNIT	DETECTION LIMIT	METHOD BLANK	T24A1207-0001			LABORATORY FORTIFIED BLANK (LFB)		
				DUPLICATE			NOMINAL	MEASURED	%RECOVERY
				1	2	RPD			
CHEMICAL OXYGEN DEMAND	mg/L	25.0	<25.0	22.3	22.3	0.00	50.0	50.0	100
ACCEPTABLE LIMIT						≤ 10			90-110

PARAMETER	UNIT	DETECTION LIMIT	METHOD BLANK	T24A1219-0008			LABORATORY FORTIFIED BLANK (LFB)		
				DUPLICATE			NOMINAL	MEASURED	%RECOVERY
				1	2	RPD			
TOTAL KJELDAHL NITROGEN	mg/L	1.5	<1.5	42.6	41.9	1.66	40.0	41.2	103
ACCEPTABLE LIMIT						≤ 10			90-110

PARAMETER	UNIT	DETECTION LIMIT	METHOD BLANK	LABORATORY FORTIFIED BLANK (LFB)		
				NOMINAL	MEASURED	%RECOVERY
FAT, OIL AND GREASE	mg/L	1.0	<3	40	38.6	96.5
ACCEPTABLE LIMIT						70-110

PARAMETER	UNIT	DETECTION LIMIT	METHOD BLANK	INITIAL CALIBRATION VERIFICATION (ICV)			LABORATORY FORTIFIED BLANK (LFB)			RESULT		
				NOMINAL	MEASURED	%RECOVERY	NOMINAL	MEASURED	%RECOVERY	DUPLICATE		
										1	2	RPD
LEAD	mg/L Pb	0.015	< 0.015	0.700	0.691	98.7	0.700	0.652	93.1	-	-	-
CADMIUM	mg/L Cd	0.002	< 0.002	0.300	0.305	102	0.300	0.302	101	-	-	-
MERCURY	mg/L Hg	0.0005	< 0.0005	0.0080	0.0062	103	-	-	-	-	-	-
ACCEPTABLE LIMIT						90 - 110%			85 - 115%			≤ 10%

PARAMETER	UNIT	RESULT				LABORATORY FORTIFIED BLANK (LFB)			CONTINUING CALIBRATION VERIFICATION (CCV)		
		LABORATORY FORTIFIED MATRIX (LFM)				NOMINAL	MEASURED	%RECOVERY	NOMINAL	MEASURED	%RECOVERY
		SAMPLE	NOMINAL	MEASURED	%RECOVERY						
LEAD	mg/L Pb	-	-	-	-	0.700	0.690	98.6	0.700	0.692	98.9
CADMIUM	mg/L Cd	-	-	-	-	0.300	0.292	97.3	0.300	0.291	97.0
MERCURY	mg/L Hg	-	-	-	-	-	-	-	0.0060	0.0062	103
ACCEPTABLE LIMIT					85 - 115%			85 - 115%			90 - 110%